CY8CKIT-024 CAPSENSE® PROXIMITY SHIELD



Clamshell Box



Quick Start Guide



Liquid Dropper

CapSense® Proximity Shield

CapSense Proximity Shield Features:

- 1 proximity loop for large proximity-sensing distance (~10 cm)
- 4 proximity sensors for horizontal and vertical gesture detection
- Driven shield for large proximity-sensing distance/liquid tolerance
- 1 slide switch to evaluate performance difference between ground and driven shield
- 6 Blue color LEDs
- Arduino™ compatible headers

CY8CKIT-024 CAPSENSE® PROXIMITY SHIELD

The CapSense Proximity Shield is intended to be used with the Cypress PSoC® Pioneer Kits to showcase the proximity sensing capabilities of CapSense in Cypress PSoC products

- Download the Proximity sensing example projects from the web page and unzip it: www.cypress.com/CY8CKIT-024
- Connect the CapSense Proximity Shield to the CY8CKIT-042 PSoC 4 Pioneer Kit or the CY8CKIT-040 PSoC 4000 Pioneer Kit. While using the CY8CKIT-040 remove the LED power jumper (J14) before connecting the Proximity Shield



CY8CKIT-042 with CapSense Proximity Shield





CY8CKIT-040 with CapSense Proximity Shield

- Connect the USB cable from the PC to the CY8CKIT-040 or the CY8CKIT-042
- Launch PSoC Programmer from the Start menu.
  - Go to Start > All Programs > Cypress > PSoC Programmer Using the 'File Load' button, navigate to the Hex Files folder downloaded from the web page and select 'Proximity_Distance_040.hex' for the CY8CKIT-040 or 'Proximity_Distance_042.hex' for the CY8CKIT-042
- Click the 'Program' button on PSoC Programmer. After successful programming, hover your hand over the CapSense Proximity Shield and observe the brightness of the LEDs increase as the hand approaches the board



Note: Place the board on a metal free surface to avoid false triggers on proximity sensors

For more information about the CY8CKIT-024 CapSense Proximity Shield please visit www.cypress.com/CY8CKIT-024

For technical support, visit www.cypress.com/support

© 2014 Cypress Semiconductor Corporation. All rights reserved.
All trademarks or registered trademarks referenced herein are the properties of their respective owners. Doc.# 001-92537 Rev.**