CE220607 – PSoC 6 MCU Watchdog Timer in interrupt mode

Objective

This example demonstrates how to use the PSoC® 6 MCU Watchdog Timer (WDT) in interrupt mode. It blinks an LED using the WDT interrupt.

Overview

This example demonstrates how to use the PSoC 6 MCU Watchdog Timer (WDT) in interrupt mode. It blinks an LED using the WDT interrupt.

Requirements

Tool: PSoC Creator™ 4.2

Programming Language: C (ARM® GCC 5.4-2016-q2-update, ARM MDK 5.22)

Associated Parts: All PSoC 6 MCU parts

Related Hardware: CY8CKIT-062-BLE PSoC 6 BLE Pioneer Kit

Design

The design shown in Figure 1 has a PSoC Creator Global Signal Reference Component and a System Interrupt Component (WDTIsr). GlobalSignal_1 is configured to connect a WDT interrupt signal to WDTIsr. WDTIsr toggles GREEN_LED for every WDT interrupt.

Figure 1. WDT Interrupt Example Schematic

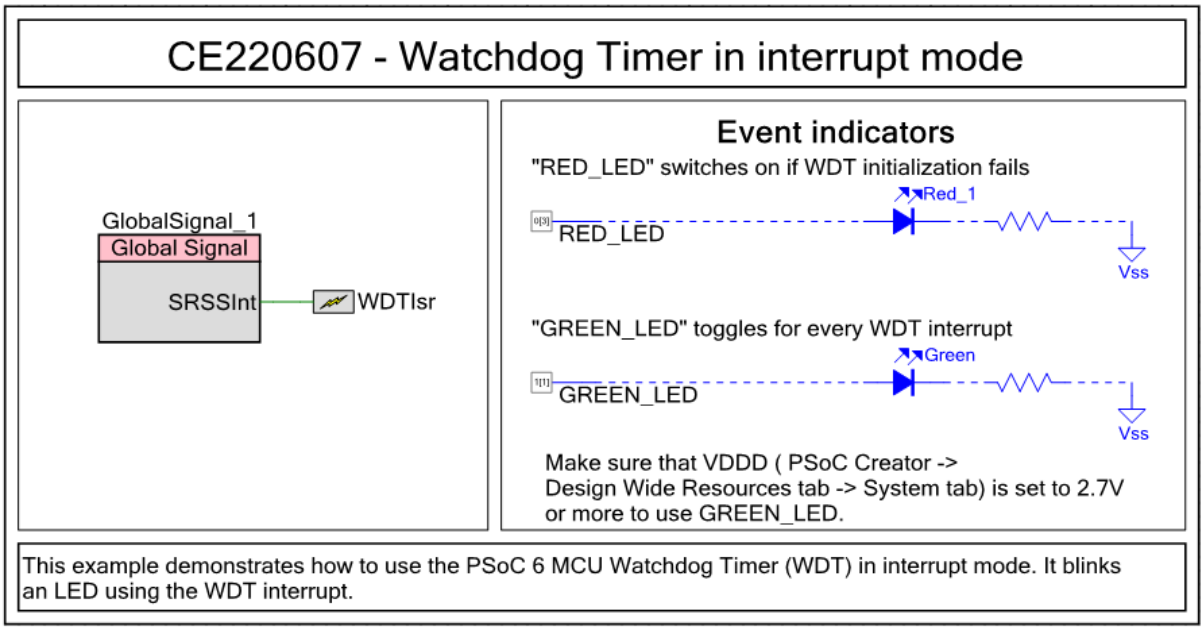

Figure 2 shows the firmware flowchart.

Figure 2. Firmware Flowchart

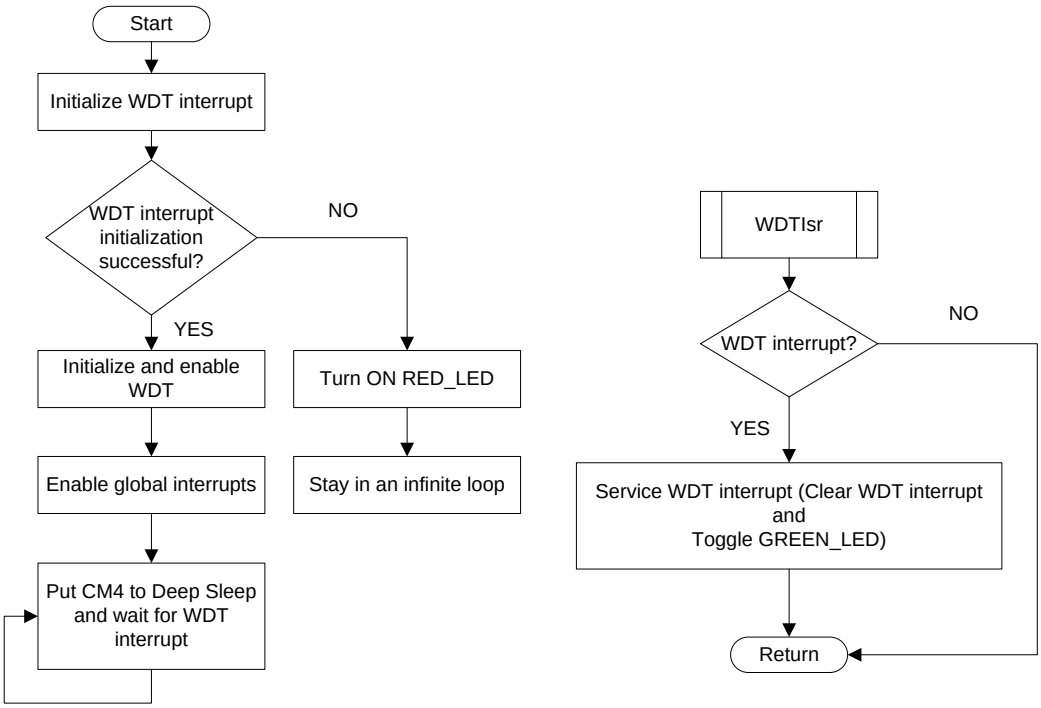

Design Considerations

This code example is designed to run on CY8CKIT-062-BLE with the PSoC 6 MCU. To port the design to other PSoC 6 MCU and kits, change the target device in Device Selector, and change the pin assignments in the ***cydwr*** settings. For single-core PSoC 6 MCU devices, port the code from *main_cm4.c* to *main.c* file because CM0+ CPU is not used in this code example.

Hardware Setup

The code example works with the default settings on the CY8CKIT-062-BLE PSoC 6 BLE Pioneer Kit. If the settings are different from the default values, see the “Selection Switches” table in the kit guide to reset to the default settings.

Make sure that the switch "SW5" is set to select "3.3V" as VDD on the CY8CKIT-062-BLE PSoC 6 BLE Pioneer Kit.

Operation

1. Connect CY8CKIT-062 BLE to a USB port on your PC.
2. Build and program the application into CY8CKIT-062 BLE. For more information on building a project or programming a device, see PSoC Creator Help.
3. Observe the GREEN_LED to determine the status of the WDT interrupt.

Components

Table 1 lists the PSoC Creator Components used in this example and the hardware resources used by each Component.

Table 1. PSoC Creator Components

Component	Instance Name	Hardware Resources
Global Signal Reference (GSRef)	GlobalSignal_1	None

Component	Instance Name	Hardware Resources
System Interrupt (SysInt)	WDTIsr	One entry in the device interrupt vector table
General Purpose Input / Output (GPIO)	RED_LED, GREEN_LED	Two physical pins

Parameter Settings

Non-default settings for each Component are outlined in red in the following figures.

Figure 3 shows the GlobalSignal_1 Component parameter settings.

Figure 3. GlobalSignal_1 Component Parameter Settings

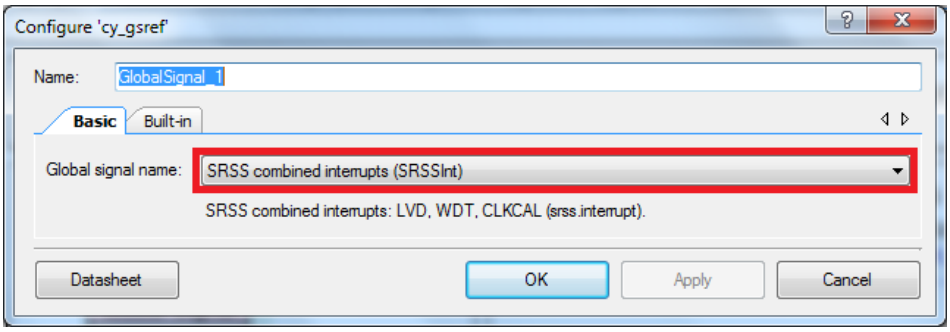

Design-Wide Resources

Make sure that V_{DDD} (**PSoC Creator** > **Design Wide Resources** tab > **System** tab) is set to 2.7 V or more to use GREEN_LED.

Table 2 shows the pin assignment for the code example.

Table 2. Pin Names and Location

Pin Name	Location
GREEN_LED	P1[1]
RED_LED	P0[3]

Related Documents

Application Notes	
AN210781 Getting Started with PSoC 6 MCU with Bluetooth Low Energy (BLE) Connectivity	Describes PSoC 63 with Bluetooth Low Energy (BLE) Connectivity and how to build your first PSoC Creator project
PSoC Creator Component Datasheets	
Global Signal Reference	Connections to device global signals
System Interrupt	Interrupt vectoring and control
General Purpose Input / Output	Supports Analog, Digital I/O and Bidirectional signal types
Device Documentation	
PSoC 6 MCU: PSoC 63 with BLE Datasheet	PSoC 6 MCU: PSoC 63 with BLE Architecture Technical Reference Manual
Development Kit (DVK) Documentation	
CY8CKIT-062-BLE PSoC 6 BLE Pioneer Kit	

Document History

Document Title: CE220607 – PSoC 6 MCU Watchdog Timer in interrupt mode

Document Number: 002-20607

Revision	ECN	Orig. of Change	Submission Date	Description of Change
**	5858252	VJYA	08/24/2017	New code example

Worldwide Sales and Design Support

Cypress maintains a worldwide network of offices, solution centers, manufacturer's representatives, and distributors. To find the office closest to you, visit us at Cypress Locations.

Products

ARM® Cortex® Microcontrollers	cypress.com/arm
Automotive	cypress.com/automotive
Clocks & Buffers	cypress.com/clocks
Interface	cypress.com/interface
Internet of Things	cypress.com/iot
Memory	cypress.com/memory
Microcontrollers	cypress.com/mcu
PSoC	cypress.com/psoc
Power Management ICs	cypress.com/pmic
Touch Sensing	cypress.com/touch
USB Controllers	cypress.com/usb
Wireless Connectivity	cypress.com/wireless

PSoC® Solutions

PSoC 1 | PSoC 3 | PSoC 4 | PSoC 5LP | PSoC 6

Cypress Developer Community

Forums | WICED IOT Forums | Projects | Videos | Blogs | Training | Components

Technical Support

cypress.com/support

All other trademarks or registered trademarks referenced herein are the property of their respective owners.

Cypress Semiconductor
198 Champion Court
San Jose, CA 95134-1709

© Cypress Semiconductor Corporation, 2017. This document is the property of Cypress Semiconductor Corporation and its subsidiaries, including Spansion LLC ("Cypress"). This document, including any software or firmware included or referenced in this document ("Software"), is owned by Cypress under the intellectual property laws and treaties of the United States and other countries worldwide. Cypress reserves all rights under such laws and treaties and does not, except as specifically stated in this paragraph, grant any license under its patents, copyrights, trademarks, or other intellectual property rights. If the Software is not accompanied by a license agreement and you do not otherwise have a written agreement with Cypress governing the use of the Software, then Cypress hereby grants you a personal, non-exclusive, nontransferable license (without the right to sublicense) (1) under its copyright rights in the Software (a) for Software provided in source code form, to modify and reproduce the Software solely for use with Cypress hardware products, only internally within your organization, and (b) to distribute the Software in binary code form externally to end users (either directly or indirectly through resellers and distributors), solely for use on Cypress hardware product units, and (2) under those claims of Cypress's patents that are infringed by the Software (as provided by Cypress, unmodified) to make, use, distribute, and import the Software solely for use with Cypress hardware products. Any other use, reproduction, modification, translation, or compilation of the Software is prohibited.

TO THE EXTENT PERMITTED BY APPLICABLE LAW, CYPRESS MAKES NO WARRANTY OF ANY KIND, EXPRESS OR IMPLIED, WITH REGARD TO THIS DOCUMENT OR ANY SOFTWARE OR ACCOMPANYING HARDWARE, INCLUDING, BUT NOT LIMITED TO, THE IMPLIED WARRANTIES OF MERCHANTABILITY AND FITNESS FOR A PARTICULAR PURPOSE. To the extent permitted by applicable law, Cypress reserves the right to make changes to this document without further notice. Cypress does not assume any liability arising out of the application or use of any product or circuit described in this document. Any information provided in this document, including any sample design information or programming code, is provided only for reference purposes. It is the responsibility of the user of this document to properly design, program, and test the functionality and safety of any application made of this information and any resulting product. Cypress products are not designed, intended, or authorized for use as critical components in systems designed or intended for the operation of weapons, weapons systems, nuclear installations, life-support devices or systems, other medical devices or systems (including resuscitation equipment and surgical implants), pollution control or hazardous substances management, or other uses where the failure of the device or system could cause personal injury, death, or property damage ("Unintended Uses"). A critical component is any component of a device or system whose failure to perform can be reasonably expected to cause the failure of the device or system, or to affect its safety or effectiveness. Cypress is not liable, in whole or in part, and you shall and hereby do release Cypress from any claim, damage, or other liability arising from or related to all Unintended Uses of Cypress products. You shall indemnify and hold Cypress harmless from and against all claims, costs, damages, and other liabilities, including claims for personal injury or death, arising from or related to any Unintended Uses of Cypress products.

Cypress, the Cypress logo, Spansion, the Spansion logo, and combinations thereof, WICED, PSoC, CapSense, EZ-USB, F-RAM, and Traveo are trademarks or registered trademarks of Cypress in the United States and other countries. For a more complete list of Cypress trademarks, visit cypress.com. Other names and brands may be claimed as property of their respective owners.