FABRICATION INSTRUCTIONS:

1. BOARD SIZE IS SHOWN IN FIGURE 2.
   COPPER LAYERS ARE DEFINED IN THE CROSS SECTION CHART.
2. PCB MUST CONFORM TO IPC-6012 CLASS 2.
3. COPPER ON TOP AND BOTTOM LAYER'S FINISHED THICKNESS SHOULD BE PER THE CROSS SECTION CHART.
   COPPER THICKNESS ON INNER LAYERS MUST BE PER THE CROSS SECTION CHART.
4. BOARD OVERALL THICKNESS IS SHOWN IN THE CROSS SECTION CHART +/-10%.
5. USE FR-4 MATERIAL FOR BOTH PREPREG AND CORE.
6. NET LIST TEST BARE BOARDS.
7. USE GREEN LPI SOLDER MASK.
8. ALL VIA & THRU-HOLES ARE SPECIFIED IN THE DRILL LEGEND.
9. ALL HOLES TO BE PLATED THROUGH, THE WALL PLATING THICKNESS MUST BE 1 MIL MINIMUM.
   THE THICKNESS OF COPPER PLATING ON THE WALL OF PLATED THROUGH HOLES SHALL BE IAW IPC-RB-276, CLASS 1.
10. PLUG VIAS WITH NON-CONDUCTIVE EPOXY AND CAP WITH COPPER.
    CAP WITH COPPER ON TOP AND BOTTOM LAYER OF ALL FILLED VIA. MINIMUM THICKNESS OF CAPPING COPPER IS 8UM FOR EACH LAYER.
11. ALL PAD OPENING MUST BE FINISHED 100% ENIG(Electroless Nickel immersion gold)
12. ALL PADS ARE SOLDERMASK DEFINED.
13. USE WHITE EPOXY NON-CONDUCTIVE INK ON SILKSCREEN ON ALL LAYERS.
14. ALL LAYERS: KEEP SILKSCREEN AWAY FROM COMPONENT PADS.
15. NOMINAL TRACE LINE WIDTH IS 15MIL +/-0.5MIL AND SPACE IS 15MIL +/- 0.5MIL.
16. DO NOT CHANGE LAYOUT WITHOUT PRIOR NOTIFICATION AND APPROVAL BY INFINEON.
17. PLEASE NOTIFY US IMMEDIATELY IF YOU EXPERIENCE ANY ERRORS WITH ANY FILES.
18. THERE ARE NO SHORTED NETS ON THIS BOARD DESIGN.
19. MARK BOARD WITH VENDOR ID, REQUIRED UL MARKINGS AND DATE CODE.

REVISIONS			
REV	DESCRIPTION	DATE	APPROVED
A	LLC3kW_Control	1/28/2016	Keith Vensel
B	LLC3kW_Control to Allegro	08/01/2016	MARK STEM
C	Added Fiducials & Updated BOM	11/13/2017	MARK STEM

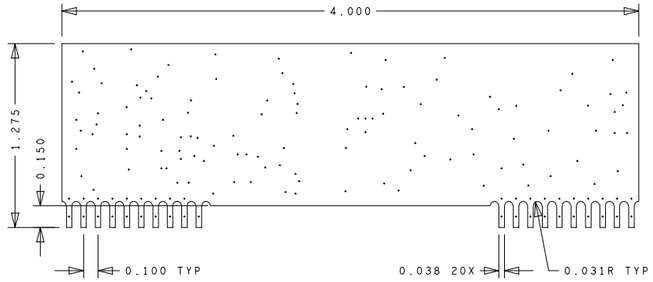



* SURFACE - AIR 0 MIL
L1: TOP CONDUCTOR - 2OZ_COPPER 2.75 MIL
* DIELECTRIC - FR-4 17 MIL
L2: MID1 CONDUCTOR - 2OZ_COPPER 2.75 MIL
* DIELECTRIC - CORE_FR-4 17 MIL
L3: MID2 CONDUCTOR - 2OZ_COPPER 2.75 MIL
* DIELECTRIC - FR-4 17 MIL
L4: BOTTOM CONDUCTOR - 2OZ_COPPER 2.75 MIL
* SURFACE - AIR 0 MIL

DESIGN CROSS SECTION CHART
TOTAL THICKNESS 62 MIL

DRILL CHART: TOP to BOTTOM

ALL UNITS ARE IN MILS			
FIGURE	SIZE	PLATED	QTY
·	13.0	PLATED	154
		TOTAL HOLES:	154

NOTES:
- HOLE SIZES IN LEGEND ARE FINISHED.

UNLESS OTHERWISE SPECIFIED	SIGNATURES	DATE
DIMENSIONS ARE IN INCHES TOLERANCES ON: 2 PL DECIMALS +/- .010 3 PL DECIMALS +/- .005 MILS +/- 5 MILS HOLES +/- 3 MILS ANGLES · FRACTIONS ·	Keith Vensel	DATE

INFINEON TECHNOLOGIES
101 N. Sepulveda BLVD, El Segundo, CA 90245

TITLE: LLC3kW_Control

SIZE	DWG NO	REV
	P100006	C

SCALE		SHEET

Top

Mid1



Mid2



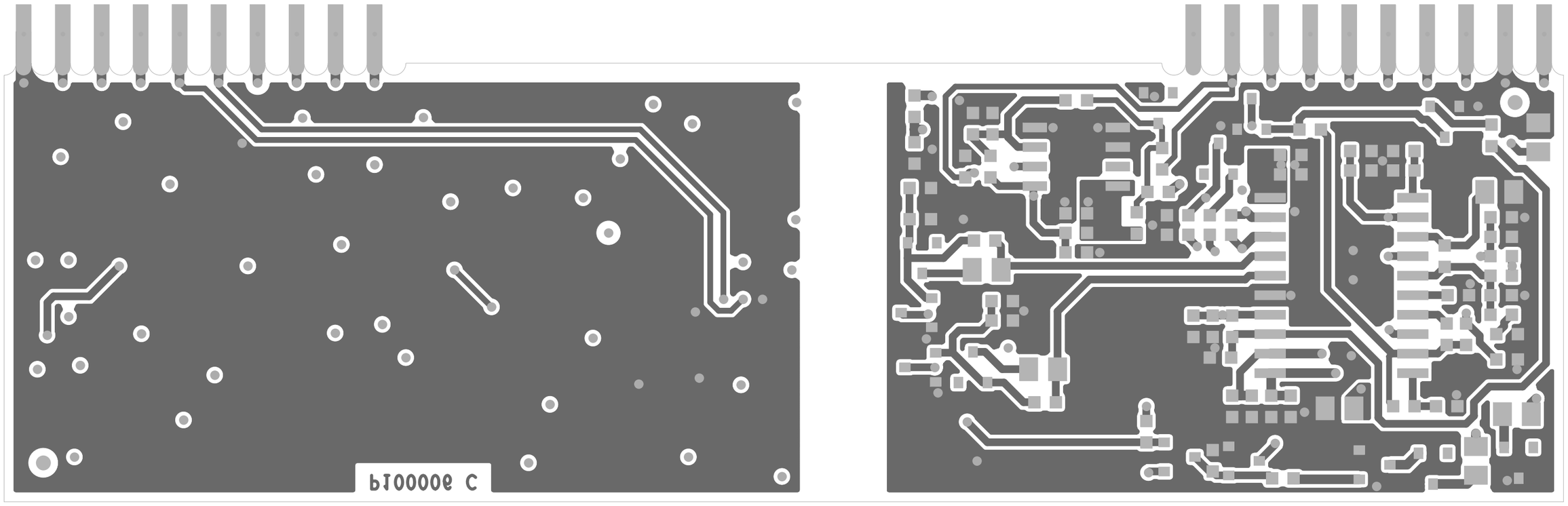
Bottom

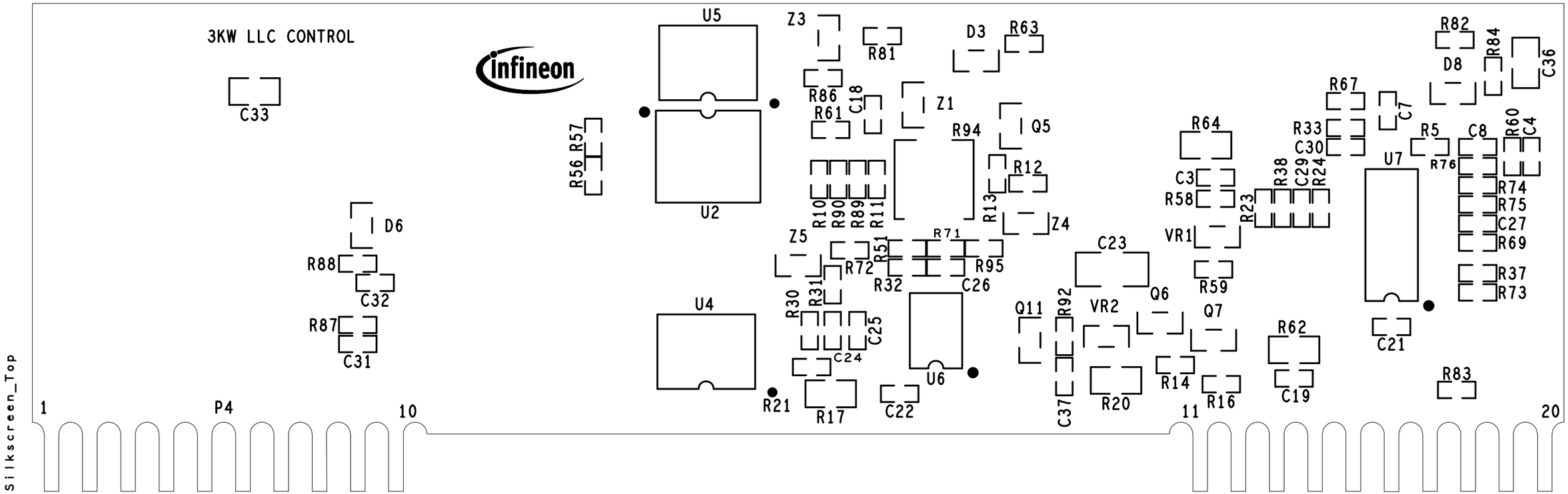
3KW LLC CONTROL
Silkscreen_Top
1
P4
10
11
20
U5
U2
U4
U6
U7
Z3
Z1
Z4
Z5
D3
D6
D8
Q5
Q6
Q7
Q11
VR1
VR2
R81
R63
R86
R61
R94
R12
R13
R10
R90
R89
R11
R71
R51
R72
R95
R32
R31
R30
R21
R17
R22
R56
R57
R88
R87
R64
R58
R23
R38
R59
R62
R14
R16
R20
R92
R67
R33
R5
R76
R74
R75
R69
R37
R73
R82
R84
R60
R83
C33
C32
C31
C18
C24
C25
C26
C23
C3
C30
C29
C7
C8
C4
C36
C21
C19
C37

Silkscreen_Bottom

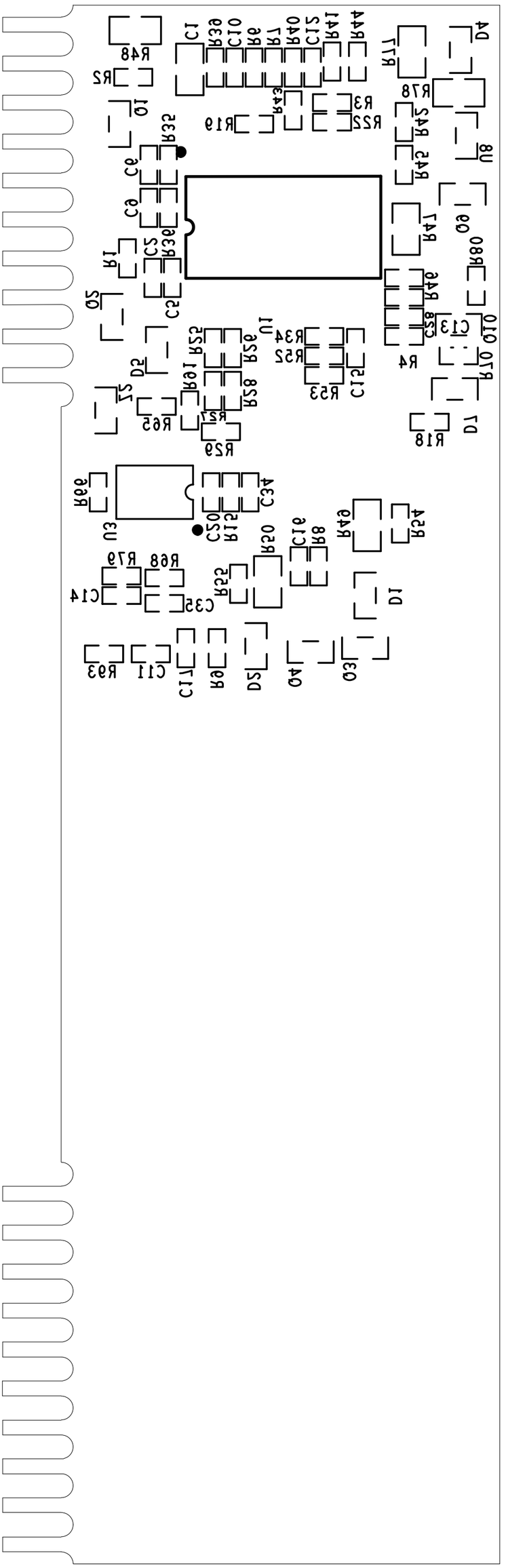



Soldermask_Top



Soldermask_Bottom



Pastemask_Top

Pastemask_Bottom

