FABRICATION INSTRUCTIONS:

1. BOARD SIZE IS SHOWN IN FIGURE 2.
   COPPER LAYERS ARE DEFINED IN THE CROSS SECTION CHART.
2. PCB MUST CONFORM TO IPC-6012 CLASS 2.
3. COPPER ON TOP AND BOTTOM LAYER'S FINISHED THICKNESS SHOULD BE PER THE CROSS SECTION CHART.
   COPPER THICKNESS ON INNER LAYERS MUST BE PER THE CROSS SECTION CHART.
4. BOARD OVERALL THICKNESS IS SHOWN IN THE CROSS SECTION CHART +/-10%.
5. USE FR-4 MATERIAL FOR BOTH PREPREG AND CORE.
6. NET LIST TEST BARE BOARDS.
7. USE GREEN LPI SOLDER MASK.
8. ALL VIA & THRU-HOLES ARE SPECIFIED IN THE DRILL LEGEND.
9. ALL HOLES TO BE PLATED THROUGH, THE WALL PLATING THICKNESS MUST BE 1 MIL MINIMUM.
   THE THICKNESS OF COPPER PLATING ON THE WALL OF PLATED THROUGH HOLES SHALL BE IAW IPC-RB-276, CLASS 1.
10. PLUG VIAS WITH NON-CONDUCTIVE EPOXY AND CAP WITH COPPER.
    CAP WITH COPPER ON TOP AND BOTTOM LAYER OF ALL FILLED VIA. MINIMUM THICKNESS OF CAPPING COPPER IS 8UM FOR EACH LAYER.
11. ALL PAD OPENING MUST BE FINISHED 100% ENIG(Electroless Nickel immersion gold)
12. ALL PADS ARE SOLDERMASK DEFINED.
13. USE WHITE EPOXY NON-CONDUCTIVE INK ON SILKSCREEN ON ALL LAYERS.
14. ALL LAYERS: KEEP SILKSCREEN AWAY FROM COMPONENT PADS.
15. NOMINAL TRACE LINE WIDTH IS 15MIL +/-0.5MIL AND SPACE IS 15MIL +/- 0.5MIL.
16. DO NOT CHANGE LAYOUT WITHOUT PRIOR NOTIFICATION AND APPROVAL BY INFINEON.
17. PLEASE NOTIFY US IMMEDIATELY IF YOU EXPERIENCE ANY ERRORS WITH ANY FILES.
18. THERE ARE NO SHORTED NETS ON THIS BOARD DESIGN.
19. MARK BOARD WITH VENDOR ID, REQUIRED UL MARKINGS AND DATE CODE.

REVISIONS			
REV	DESCRIPTION	DATE	APPROVED
A	LLC3kW_Bias_SC	09/29/2016	Mark Stem
B	Added Fiducials	11/15/2017	Mark Stem

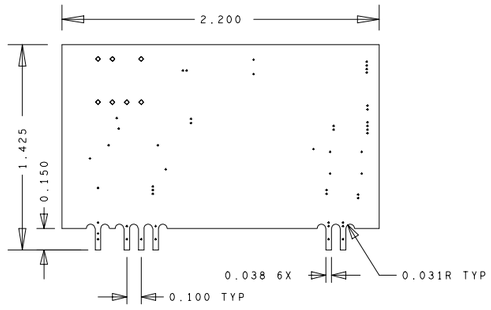



* SURFACE - AIR 0 MIL
L1: TOP CONDUCTOR - 2OZ_COPPER 2.75 MIL
* DIELECTRIC - FR-4 17 MIL
L2: MID1 CONDUCTOR - 2OZ_COPPER 2.75 MIL
* DIELECTRIC - CORE_FR-4 17 MIL
L3: MID2 CONDUCTOR - 2OZ_COPPER 2.75 MIL
* DIELECTRIC - FR-4 17 MIL
L4: BOTTOM CONDUCTOR - 2OZ_COPPER 2.75 MIL
* SURFACE - AIR 0 MIL

DESIGN CROSS SECTION CHART
TOTAL THICKNESS 62 MIL

DRILL CHART: TOP to BOTTOM			
ALL UNITS ARE IN MILS			
FIGURE	SIZE	PLATED	QTY
·	13.0	PLATED	51
◇	35.0	PLATED	7
		TOTAL HOLES:	58

NOTES:
- HOLE SIZES IN LEGEND ARE FINISHED.

UNLESS OTHERWISE SPECIFIED	SIGNATURES	DATE
DIMENSIONS ARE IN INCHES TOLERANCES ON: 2 PL DECIMALS +/- .010 3 PL DECIMALS +/- .005 MILS +/- 5 MILS HOLES +/- 3 MILS ANGLES ° FRACTIONS °	Mark Stem	DATE

INFINEON TECHNOLOGIES
101 N. Sepulveda BLVD, El Segundo, CA 90245

TITLE		
LLC3kW_Bias_SC		
SIZE	DWG NO	REV
	P100045	B
SCALE		SHEET

Top

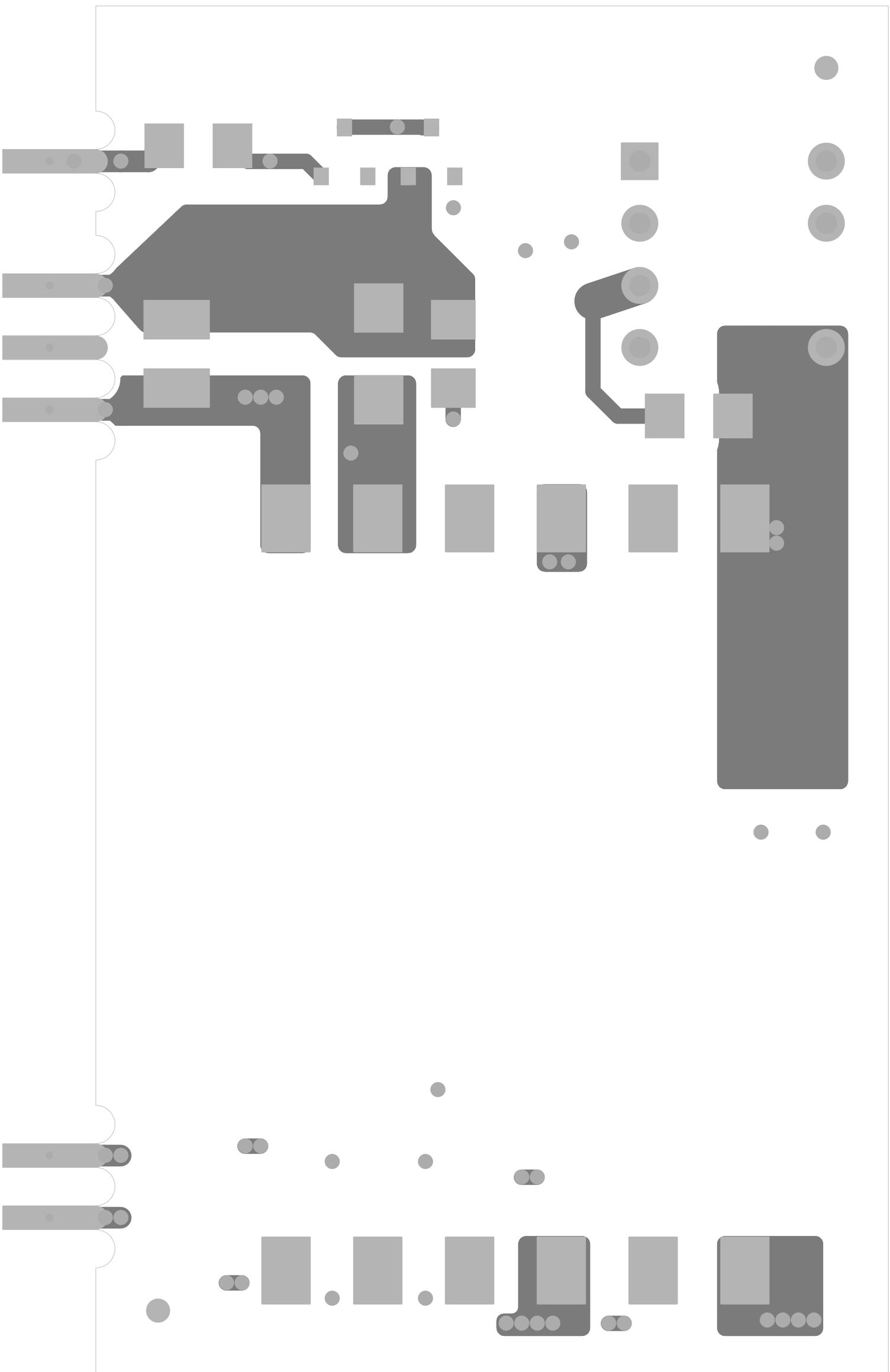

Mid1

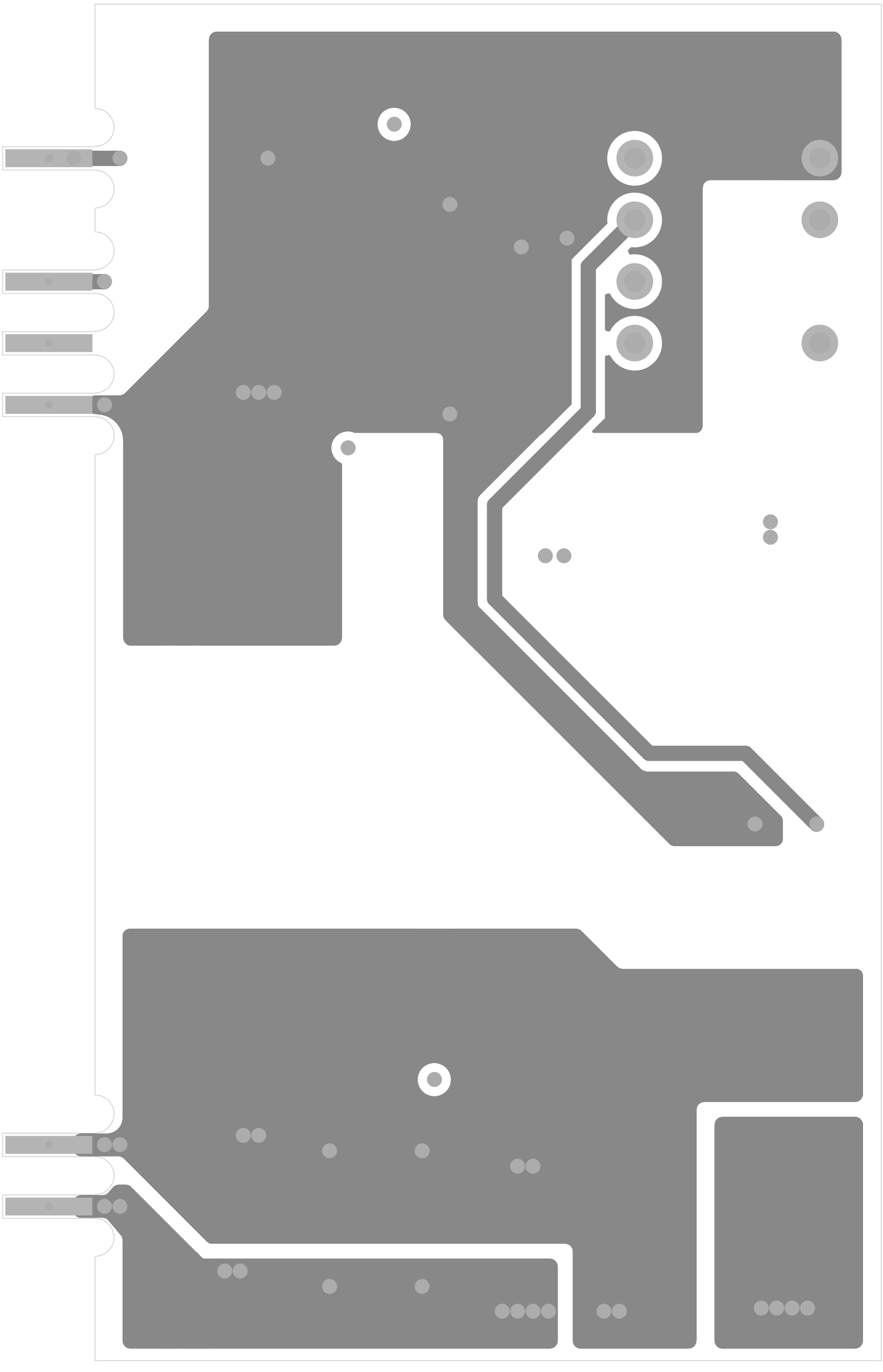

Mid2

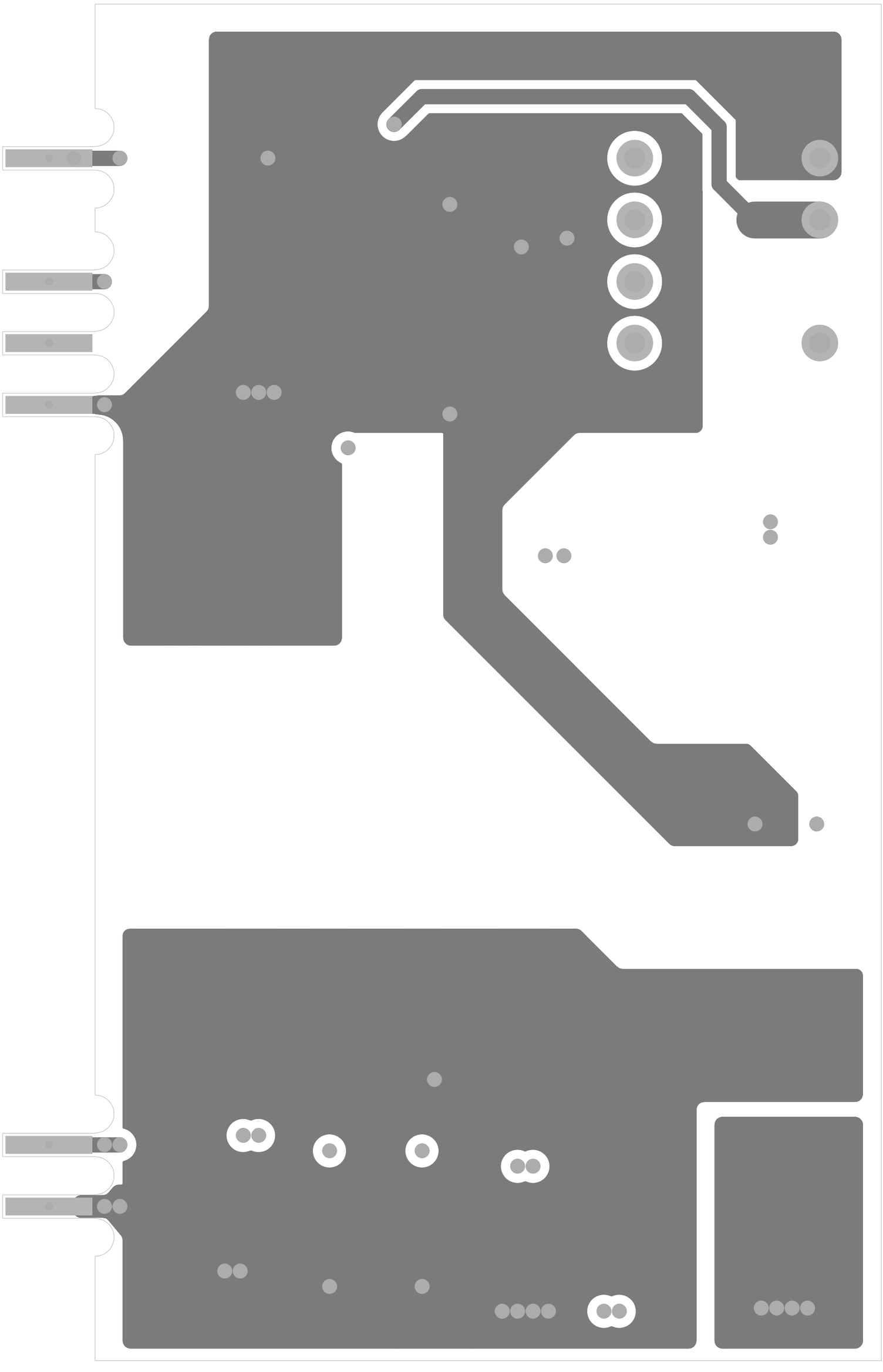

Bottom

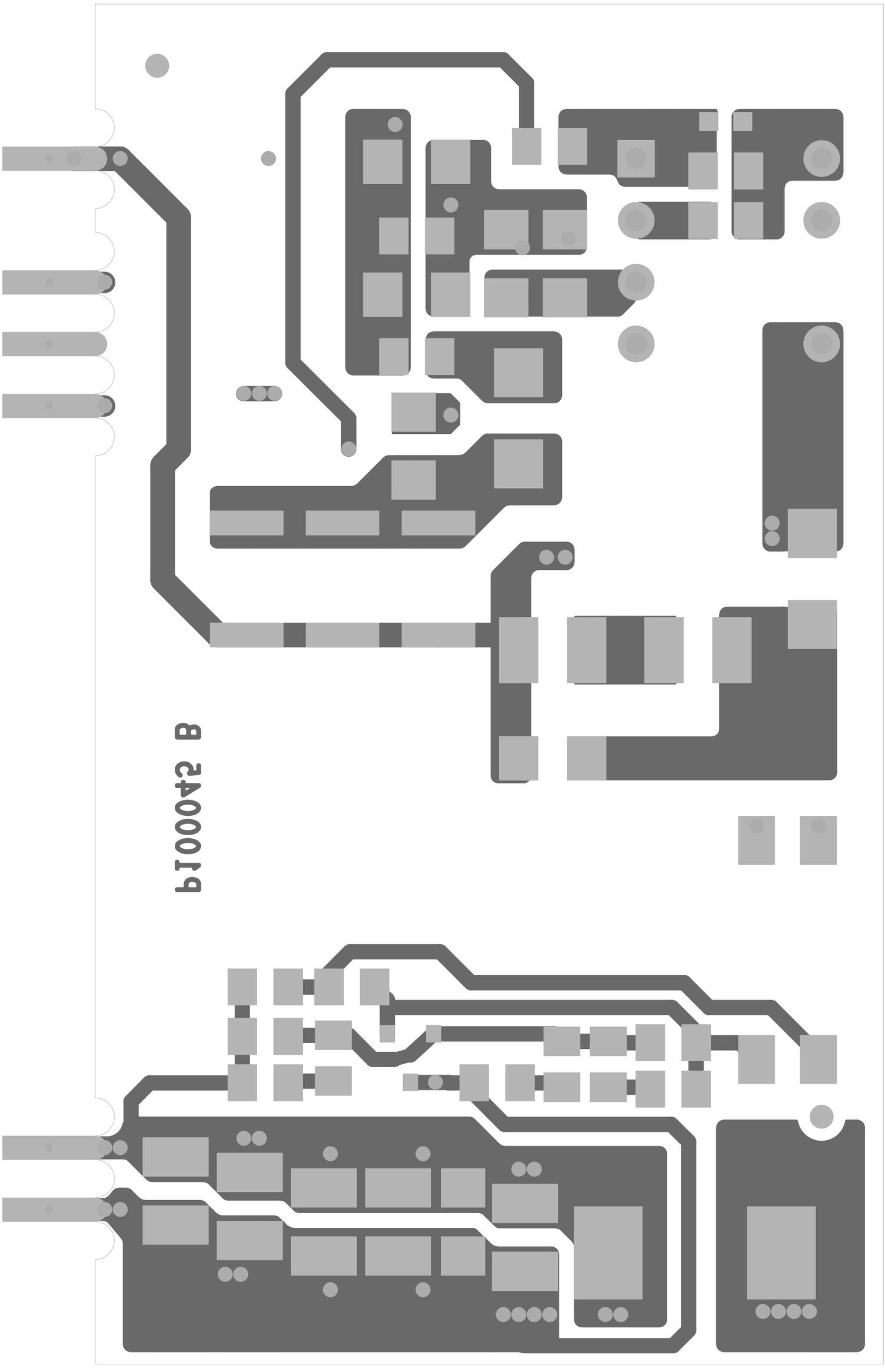

Silkscreen_Top

3KW LLC BIAS - SEC CNTL

U1

C10

C1

D5

Z2

D1

C7

C11

T1

1

P3

6

Silkscreen_Bottom

BIAS POWER=13W

Soldermask_Top



Soldermask_Bottom



Pastemask_Top



Pastemask_Bottom

