AVV. Wind.	CONDUTTORE Wire	Nr. SPIRE Nr. of turns	Rotaz	PIN DI USCITA Pin output	SPIRE STRATO Turns for layer	Nr. STRATI Nr. of layers	TUBETTO Tube RIF. Ref.	TUBETTO Tube Col	TUBETTO Tube LUNGH. Length	NOTE Remarks
N1	Filo rame ø 0.18 Rif.4	0 184	+	5 6	46	4	– –	– –	– –	RISPETTARE LE SPIRE PER STRATO, PER OGNI STRATO 1 GIRO DI NASTRO Respect turns for layer, for any layer 1 turn of polyester adhesive tape
ISOLAMENTO: Insulation:	1	GIRI DI NASTRO ADESIVO POLIESTERE RIF. turns of polyester adhesive tape Ref.		7						
N2	Filo rame ø 0.40 Rif.5	0 15	+	7 8	15	1	8 8	NE bk NE bk	10mm 10mm	ATTRAVERSAMENTO A 90° SU NASTRO perpendicular crossing to tape
ISOLAMENTO: Insulation:	1	GIRI DI NASTRO ADESIVO POLIESTERE RIF. turns of polyester adhesive tape Ref.		7						
N3	TEX–E040 Rif.6	0 15	+	4 1	15	1	– –	– –	– –	ATTRAVERSAMENTO A 90° SU NASTRO perpendicular crossing to tape
ISOLAMENTO: Insulation:	4	GIRI DI NASTRO ADESIVO POLIESTERE RIF. turns of polyester adhesive tape Ref.		7						

MONTAGGIO – Assembling

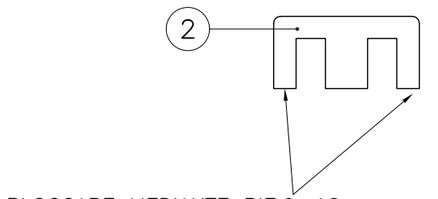

BLOCCARE MEDIANTE RIF.9+10
Fix with Ref.9+10

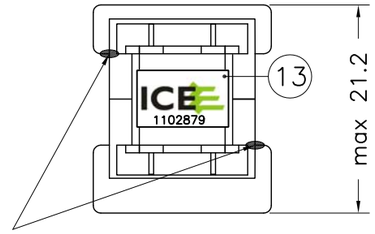

BLOCCARE NUCLEO/ROCCHETTO
MEDIANTE RIF.11+12
Fix core/coilformer with Ref.11+12

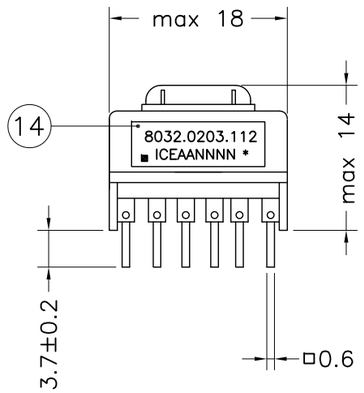

*IDENTIFICAZIONE SERIALIZZATA
*Serial number

2011/65/UE (RoHS–2) Compliant

DIMENSIONI IN MILLIMETRI
Dimensions in millimeters

POSIZIONAMENTO ROCCHETTO – VISTA PIN
Positioning of the coilformer – Bottom view

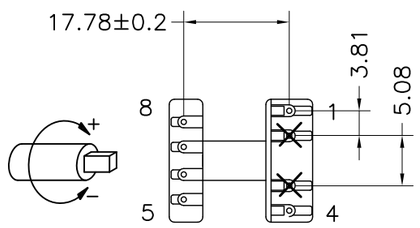

RIMUOVERE PIN 2 E 3
Remove pin 2 and 3

SCHEMA ELETTRICO
Electrical diagram

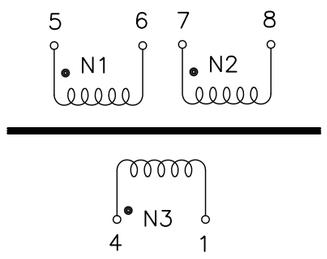

COLLAUDO ELETTRICO – Electrical checking

N°.	TIPO DI PROVA – Test	CONDIZIONI DI PROVA – Test Conditions	LIMITI – Limits
1	INDUTTANZA Inductance	5–6 @ 10 kHz – 100 mV	3.99 ÷ 4.88 mH
2	RAPPORTO SPIRE Turns ratio	TRA TUTTI GLI AVV. Between all windings @ 10kHz – 100mV	< 1 SPIRA Turn
3	RIGIDITÀ DIELETTRICA Dielectric strength	5–6/4–1 @ 3750 V – 50 Hz – 2 sec.	SUPERARE LA PROVA pass the test
4	RIGIDITÀ DIELETTRICA Dielectric strength	5–6/7–8 @ 500 V – 50 Hz – 2 sec.	SUPERARE LA PROVA pass the test

REV Rev	DATA APPR Appr. Date	RIF. MOD. Ref. Mod.	DESCRIZIONE MODIFICA Description of modification	REDAZIONE Editing	VERIFICA E APPROVAZIONE Check and approval
01	13.12.16		EMISSIONE – Release	A. Ridolfi	D. Di Giorgio

I.C.E. TRANSFORMERS

Mod. AQ 05.09

DESCRIZIONE–Description: **Transformer EF16H (1102879 Rev.D01.01)**

DOCUMENTO–Document	CODICE–Part Number	REV.–Revision	DATA EMISSIONE–Release date	PAG.–Page
P.F.	**8032.0203.112**	**01**	13.12.16	1/1

TRANSFORMERS

Bill of Material Item: 8032.0203.112 *Transformer EF16H 1102879 Rev.D01.01*

Variant	Upd. Last	Execution	Approval
0000	09/01/2017	1027 DI GIORGIO DAVIDE 09/06/2016	1027 DI GIORGIO DAVIDE 09/06/2016

Components

Ref.	Component			Quantity	Notes
01	0203.0305.057	Coilformer E16 orizontal 8pin mat. Ultramid A3X2G7 - E41871	N	1	
02	0904.0505.026	Half core EF16 B66307-G-X187	N	1	0904.0505.114 (3C94)
03	0904.0505.048	Half core EF16 N87 gap 0.20 ± 0.02mm B66307-G200-X187	N	1	
04	1007.1216.001	Copper wire Ø0.180mm G2 class F(155°C) MW79 - E125650	KG	0,001	
05	1007.1223.001	Copper wire Ø0.400mm G2 class F (155°C) MW-79 - E125650	KG	0,001	
06	1009.0101.003	Triple Insulated Winding Wire 0,40mm TEX-E 040 - E206440	M	0,6	1009.0401.003 (STW-B 0.40 - E242198)
07	1614.0105.003	Polyester tape th.0.025 H=10.5 mm 1026	CM	38	
08	1611.5701.003	Sleeve silicone Ø0.50mm th.0.25mm black L=10 mm	N	2	
09	1911.0000.002	Activator for anaerobic glue 7649	N	0	
10	1901.0001.005	Anaerobic glue working temp. --55/+175 ° 648	N	0	
11	1909.0103.002	Activator for epoxy resin IN1005	KG	0	
12	1910.0102.004	Epoxy resin 36-T	KG	0	
13	3206.0707.003	PVC label 9x9mm 1102879	N	1	
14	3206.0119.001	Polyester label 7816 - MH16411	N	1	