BILL OF COMPONENTS			
PART #	DESIGNATOR	QUANTITY	SUPPLIER
1	PQ35/11.4A1 2.4mm gap DMR59	2	DMEGC || Fericor d.o.o.
2	TQ35.1x26x3A I-piece 3mm DMR 59	1	DMEGC || Fericor d.o.o.
3	BP300001548	1	Semicore
4	SP500003076	2	Intectiv d.o.o.
5	512x0.05 wire	1	Rudolf Pack GmbH
6	1179-0-00-15-00-00-33-0	4	MILL-MAX || Digikey
7	922-6393	2	Phoenix Contact || RS-Components

Electrical parameters:
1.7uH at 500 kHz

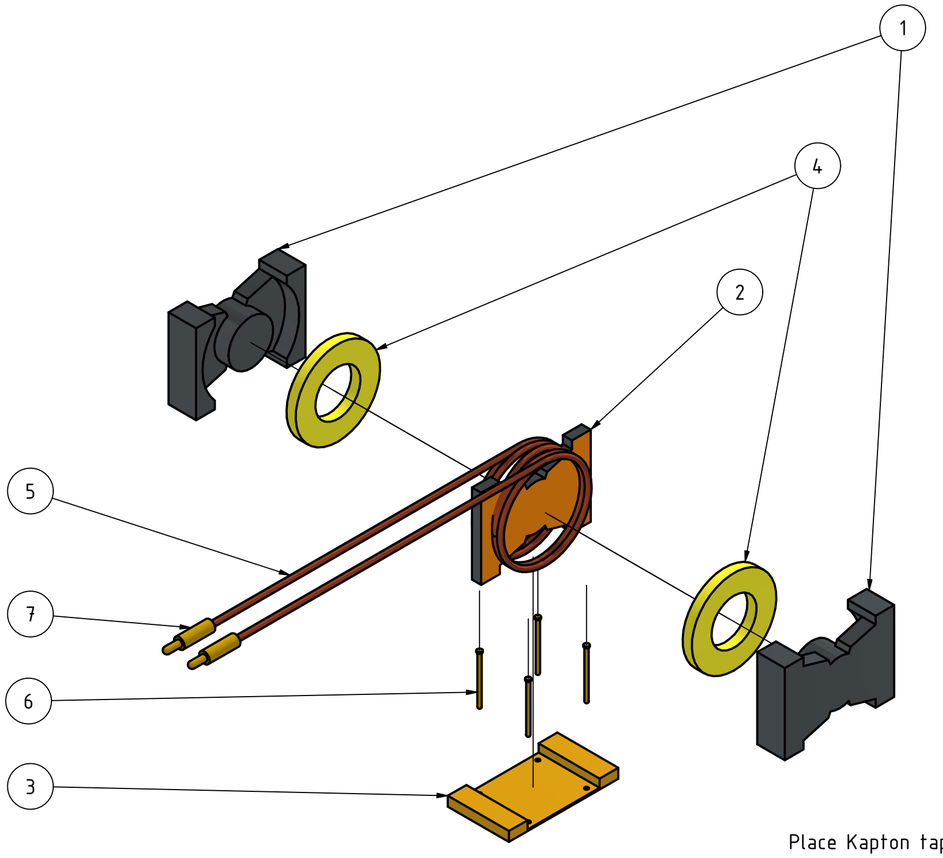

Wind wire in a 2 + 2 fashion with diagonal crossing over the I-piece.
Leave extension of ~80mm per side.

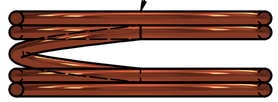

Wrap finished inductor with Kapton adhesive tape.



Place Kapton tape on both sides of the I-piece.
Cover the entire area.

Pack LitzWire 512x0.05 Rupalit Safety V155



Cover both wires in shrinkwrap as a last step.
Suggested length: ~60mm.
Route as displayed in below image.





A (2 : 1)

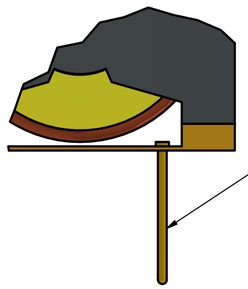

Secure pins with glue inside BP3000015148.
Allow to rest and cure before proceeding.
Glue baseplate + pin assembly to finished inductor as last step.
Use temperature-resistant non-conductive glue.

					Datum	Name
				Gezeich	27.10.2025	Wernegger
				Kontroll		
				Norm		
Status	Änderungen	Datum	Name			

MG300001548

1
A2