

## TDM22545D OptiMOS™

### Dual Phase 140A Power Stage Module with Integrated Inductor

#### Features

- Integrated dual converters including two smart power stages, two inductors, and decoupling capacitors
- Infineon's latest smart power stages utilize OptiMOS™-6 MOSFETs
- Output DC current capability of 70 A per phase (Thermally managed)
- Output peak current capability of 160 A
- Input voltage (VIN) range of 4.25 V to 16 V
- On-chip MOSFET Current sensing and reporting at 5  $\mu$ A/A.
- 8mV / °C temperature analog output
- Output voltage range from 0.225 V up to 3 V at VIN = 12 V
- Operation up to 2 MHz
- VCC under voltage lockout (UVLO)
- Bootstrap under-voltage protection
- Auto-replenishment on bootstrap capacitors
- Over temperature protection and thermal shutdown
- Cycle-by-cycle over current Protection (OCP) and flag
- Compatible with 3.3 V tri-state PWM Input
- Body-Braking™ load transient support
- DEEP SLEEP mode for power saving via EN= low (32  $\mu$ A typ per phase)
- Lead free RoHS compliant package
- Small LGA package in 10 mm (length) x 9 mm (width) x 5 mm (height)

#### Potential applications

- Artificial Intelligence accelerators chips
- CPU Power
- FPGA Power
- Telcom/datacenter

#### Product validation

Qualified for industrial applications according to JESD47 and IPC9701

## Description

- High frequency, compact DC-DC converters
- Voltage Regulators for CPUs, GPUs, FPGAs and DDR memory arrays
- Server, communication and artificial intelligence systems.

The TDM22545D dual OptiMOS™ Power Module co-packages two smart power stages, two power inductors, and decoupling capacitors to implement two independent synchronous buck converters into a small 10mm x 9mm x 5mm package. The package is optimized for PCB layout, heat transfer, driver/MOSFET control timing, and minimal switch node ringing. The smart power stage pairs optimized gate drivers and MOSFETs to enable higher efficiency at lower output voltages required by cutting edge CPU, GPU, FPGA and DDR memory designs.

The improved MOSFET current-mirror current-output sensing achieves superior current sense accuracy versus best-in-class controller-based Inductor DCR sense as well as MOSFET  $R_{ds(on)}$  current sense methods.

Protections include IC temperature reporting and over temperature protection feature (OTP with thermal shutdown), cycle-by-cycle over current protection (OCP), control MOSFET short detection (HSS - High side short detection), and VCC under-voltage protection. The OptiMOS™ Power Module power stage also features "refreshing" of bootstrap capacitor to prevent the bootstrap capacitor from over-discharging.

Inductors are optimized for switching frequencies between 600 kHz to 1.2 MHz, which enables high performance transient response while maintaining industry leading efficiency.

**Table of contents**

**Table of contents**


<b>Features .....</b>	<b>1</b>
<b>Potential applications .....</b>	<b>1</b>
<b>Product validation .....</b>	<b>1</b>
<b>Description .....</b>	<b>2</b>
<b>Table of contents .....</b>	<b>3</b>
<b>1    Ordering information .....</b>	<b>4</b>
<b>2    Package .....</b>	<b>5</b>
<b>3    Environmental Qualifications .....</b>	<b>6</b>

**Ordering information**

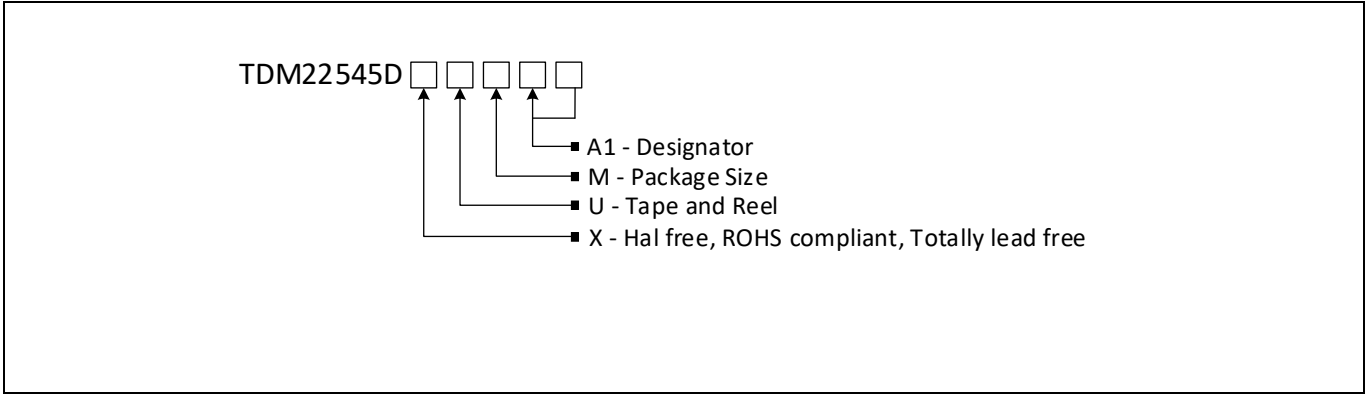
**1 Ordering information**

**Table 1 Ordering Information**

Part Number	Temp Range	Package	Orderable Part Number
TDM22545D	-40 to 125°C	LG-MLGA-72-5 10 mm x 9 mm x 5 mm	TDM22545DXUMA1



**Figure 1 Picture of the Product, Top and Bottom Side**

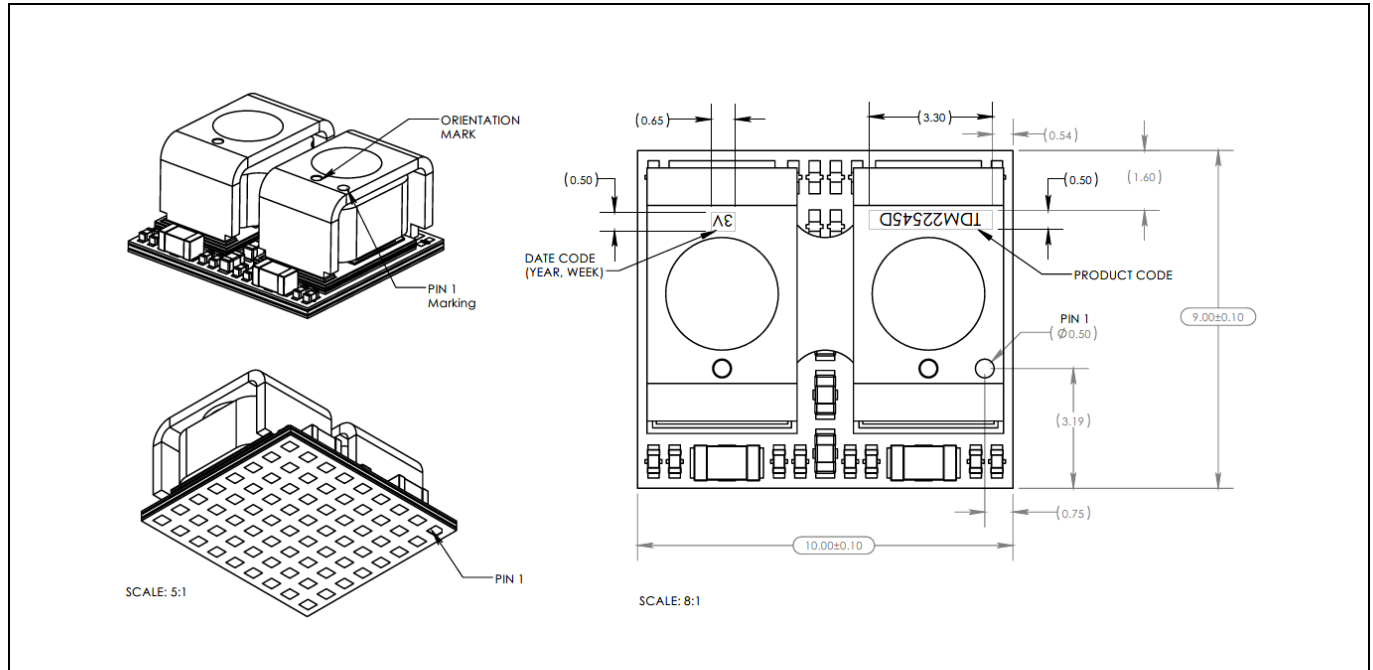


**Figure 2 Part Number Configuration**

**Package**

## 2 Package

This section includes marking, mechanical and packaging information for TDM22545D.



**Figure 3 Package Marking**



**3 Environmental Qualifications**

**Table 2 Environmental Qualifications**

Qualification Level		Industrial	
Moisture Sensitivity		9x10x5mm LG-MLGA-72-5 Package	JEDEC Level 3 @ 260 °C
ESD	[HBM] Human Body Model	ANSI/ESDA/JEDEC JS-001, Class 2 (2000V to <4000V)	
	[CDM] Charged Device Model	ANSI/ESDA/JEDEC JS-002, Class C3 ( $\geq 1000$ )	
RoHS Compliant		Yes	

#### Trademarks

All referenced product or service names and trademarks are the property of their respective owners.

**Edition 2024-05-29**

**Published by**

**Infineon Technologies AG**

**81726 Munich, Germany**

**© 2024 Infineon Technologies AG.**

**All Rights Reserved.**

**Do you have a question about this document?**

**Email:** [erratum@infineon.com](mailto:erratum@infineon.com)

**Document reference**

#### IMPORTANT NOTICE

The information contained in this application note is given as a hint for the implementation of the product only and shall in no event be regarded as a description or warranty of a certain functionality, condition or quality of the product. Before implementation of the product, the recipient of this application note must verify any function and other technical information given herein in the real application. Infineon Technologies hereby disclaims any and all warranties and liabilities of any kind (including without limitation warranties of non-infringement of intellectual property rights of any third party) with respect to any and all information given in this application note.

The data contained in this document is exclusively intended for technically trained staff. It is the responsibility of customer's technical departments to evaluate the suitability of the product for the intended application and the completeness of the product information given in this document with respect to such application.

For further information on the product, technology, delivery terms and conditions and prices please contact your nearest Infineon Technologies office ([www.infineon.com](http://www.infineon.com)).

#### WARNINGS

Due to technical requirements products may contain dangerous substances. For information on the types in question please contact your nearest Infineon Technologies office.

Except as otherwise explicitly approved by Infineon Technologies in a written document signed by authorized representatives of Infineon Technologies, Infineon Technologies' products may not be used in any applications where a failure of the product or any consequences of the use thereof can reasonably be expected to result in personal injury.

## Revision History

TDM22545D short

### Revision 2024-06-04, Rev. 1.0

Previous Revision

Revision	Date	Subjects (major changes since last revision)
1.0	2024-06-04	Release of final

#### Trademarks

All referenced product or service names and trademarks are the property of their respective owners.

#### Disclaimer

**We Listen to Your Comments** Any information within this document that you feel is wrong, unclear or missing at all? Your feedback will help us to continuously improve the quality of this document. Please send your proposal (including a reference to this document) to: [erratum@infineon.com](mailto:erratum@infineon.com)

Published by Infineon Technologies AG

81726 München, Germany

© 2024 Infineon Technologies AG

All Rights Reserved.

**Legal Disclaimer** The information given in this document shall in no event be regarded as a guarantee of conditions or characteristics ("Beschaffenheitsgarantie").

With respect to any examples, hints or any typical values stated herein and/or any information regarding the application of the product, Infineon Technologies hereby disclaims any and all warranties and liabilities of any kind, including without limitation warranties of non-infringement of intellectual property rights of any third party.

In addition, any information given in this document is subject to customer's compliance with its obligations stated in this document and any applicable legal requirements, norms and standards concerning customer's products and any use of the product of Infineon Technologies in customer's applications. The data contained in this document is exclusively intended for technically trained staff. It is the responsibility of customer's technical departments to evaluate the suitability of the product for the intended application and the completeness of the product information given in this document with respect to such application.

**Information** For further information on technology, delivery terms and conditions and prices please contact your nearest Infineon Technologies Office ([www.infineon.com](http://www.infineon.com)).

**Warnings** Due to technical requirements, components may contain dangerous substances. For information on the types in question, please contact the nearest Infineon Technologies Office. The Infineon Technologies component described in this Data Sheet may be used in life-support devices or systems and/or automotive, aviation and aerospace applications or systems only with the express written approval of Infineon Technologies, if a failure of such components can reasonably be expected to cause the failure of that life-support, automotive, aviation and aerospace device or system or to affect the safety or effectiveness of that device or system. Life support devices or systems are intended to be implanted in the human body or to support and/or maintain and sustain and/or protect human life. If they fail, it is reasonable to assume that the health of the user or other persons may be endangered.