TLE9845 Appkit Getting Started

TLE9845_Appkit_PN
TLE9845_Appkit_N

Agenda

1. TLE9845 Appkit overview
2. Product Information links
3. Toolchain installation

Copyright © Infineon Technologies AG 2017. All rights reserved.

Agenda

1. TLE9845 Appkit overview
2. Product Information links
3. Toolchain installation

Copyright © Infineon Technologies AG 2017. All rights reserved.

Infineon® Embedded Power IC: TLE984xQX Evaluation Boards

TLE9845QX PN Application Kit

- PN-MOS half Bridge
- Highside Shunt with external operational amplifier
- J-Link OB-Debugger with Serial COM Port
- LIN Interface
- TLE9845_Appkit_PN: **SP001693030**



TLE9845QX N Application Kit

- N-MOS Lowside-Switch
- **Lowside** Shunt with external operational amplifier
- J-Link OB-Debugger with Serial COM Port
- LIN Interface
- TLE9845_Appkit_N: **SP001693032**



Copyright © Infineon Technologies AG 2017. All rights reserved.

Agenda

1. TLE9845 Appkit overview
2. Product Information links
3. Toolchain installation

Copyright © Infineon Technologies AG 2017. All rights reserved.

Product Information links

Link	Description
www.infineon.com/embeddedpower	Infineon® Embedded Power IC overview Page
TLE984xQX_Overview	TLE984xQX Overview Page with general information
TLE984xQX_Documents	Datasheets and User Manuals for TLE9842QX, TLE9844QX, TLE9842-2QX, TLE9843-2QX, TLE9844-2QX, TLE9845QX
Evalboard_overview	Development Tools: Kits and Boards for all Infineon® Embedded Power ICs

Copyright © Infineon Technologies AG 2017. All rights reserved.

Agenda

1. TLE9845 Appkit overview
2. Product Information links
3. Toolchain installation

Copyright © Infineon Technologies AG 2017. All rights reserved.

Toolchain installation: 1/4

Keil µVision5

- Code Editor & Online Debugger
- Evaluation version can handle up to 32K

- Download from: https://www.keil.com/demo/eval/arm.htm



Main Window

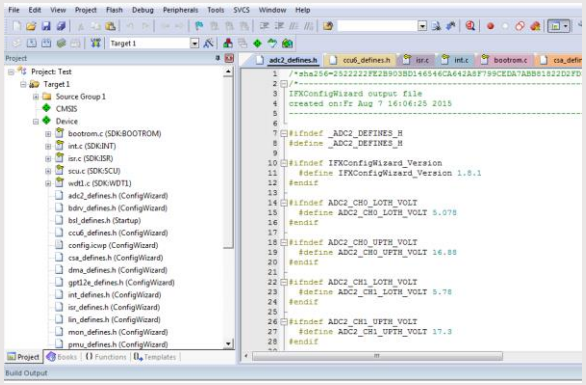

Pack Installer

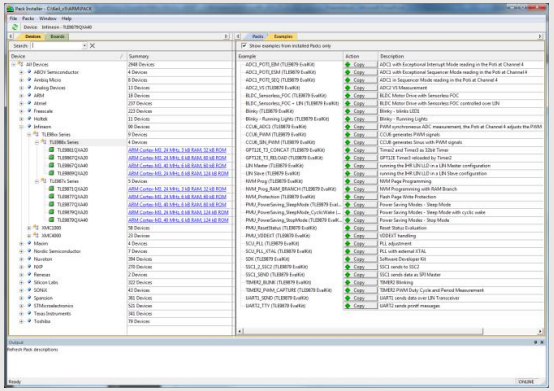

Copyright © Infineon Technologies AG 2017. All rights reserved.

Toolchain installation: 2/4

- Infineon **IFXConfigWizard**
- Configuration of chip modules
- Infineon homepage: IFXConfigWizard
- Latest version: V1.8.6
- Device description for TLE986x/TLE987x included
- TLE984x supported with Keil µVision 5

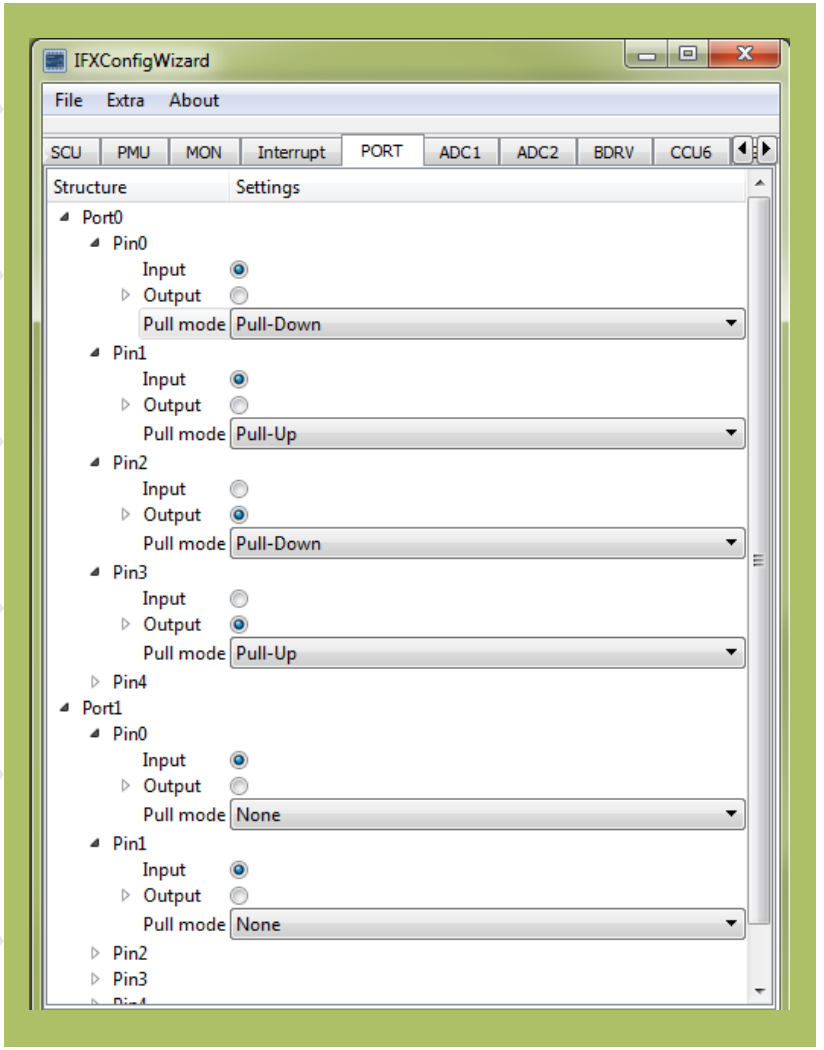

Copyright © Infineon Technologies AG 2017. All rights reserved.

Toolchain installation: 3/4

Segger J-LINK-Lite driver:

- Driver for “on-board” or “stand-alone” debugger
- Install driver from: https://www.segger.com/jlink-software.html
- TLE9845QX support is included from V5.10 upwards

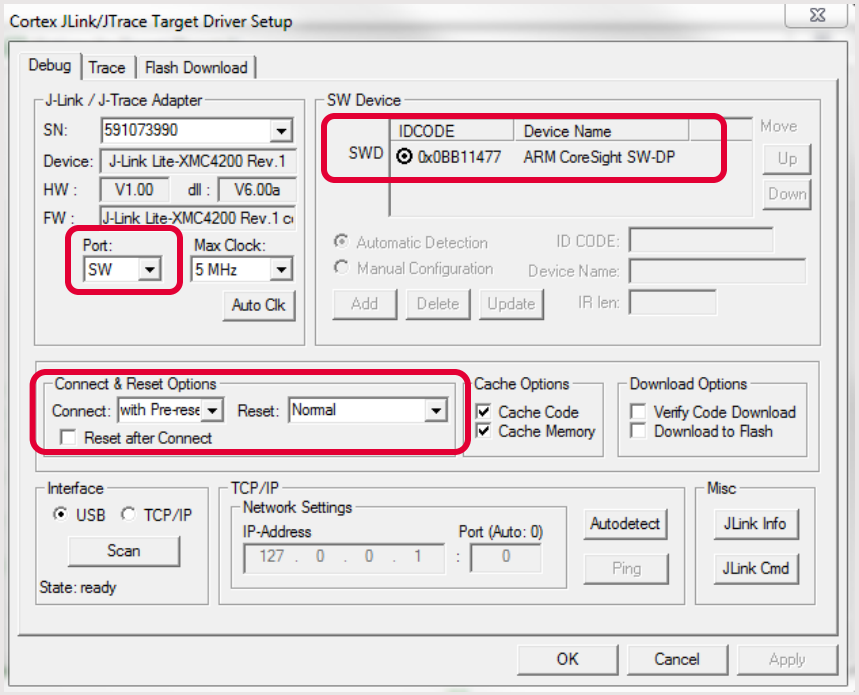

Copyright © Infineon Technologies AG 2017. All rights reserved.

Toolchain installation: 4/4

PACK-file TLE984x for µVision5:

- Device database for all TLE984x variants
- Device support for flashing/erasing TLE984x
- SFR description for register debugging
- Device description for TLE984x for Config Wizard (XML)
- Includes SDK (Software Development Kit)
- Code examples included

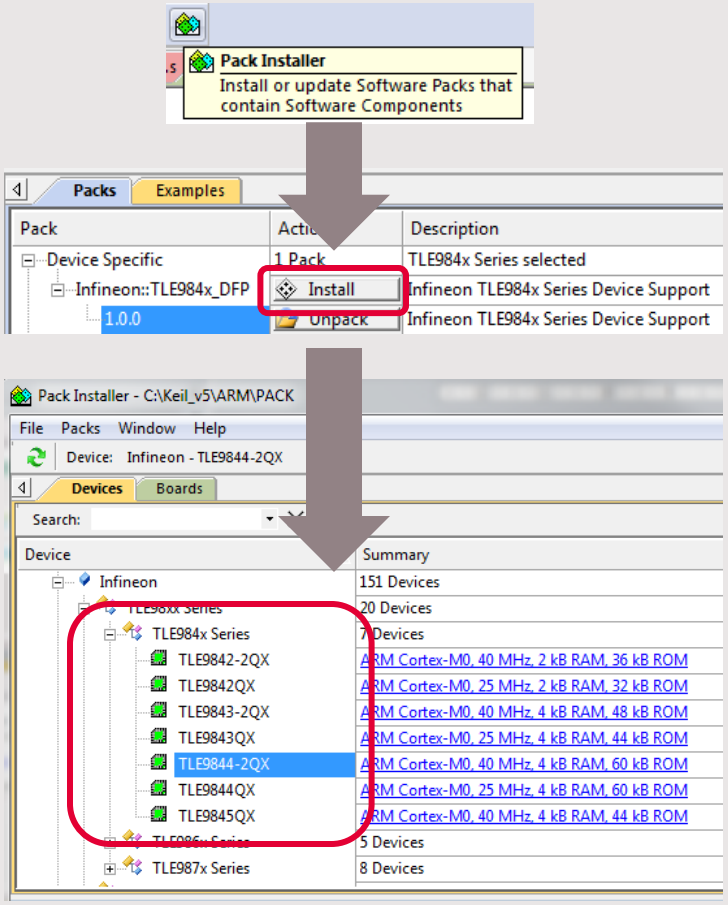

Copyright © Infineon Technologies AG 2017. All rights reserved.



Part of your life. Part of tomorrow.

Infineon