

OPTIREG™ SBC for TRAVEO™ MCU

Infineon Automotive Division
Q3 2026

Public

OPTIREG™ automotive power supply ICs are the right fit for supplying any automotive ECU



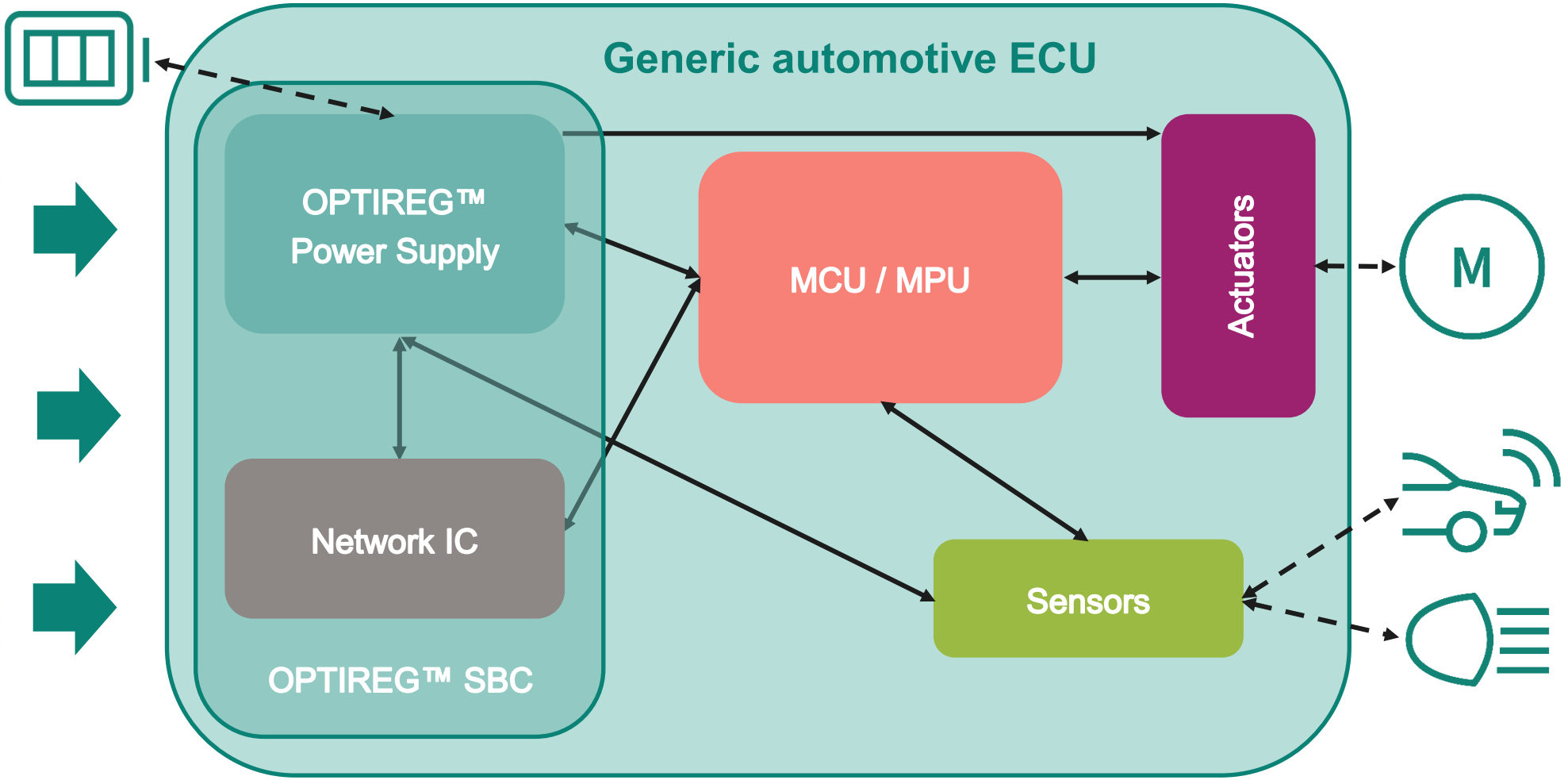

Copyright © Infineon Technologies AG 2026. All rights reserved.

OPTIREG™ Automotive Power Supply ICs

Integration

Discrete solutions

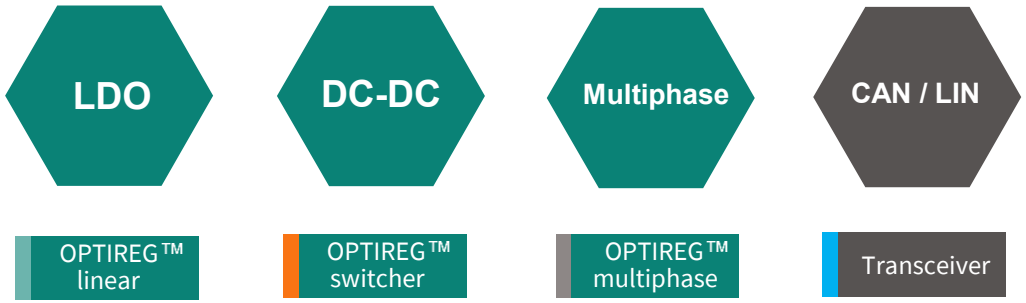

Integrated solutions

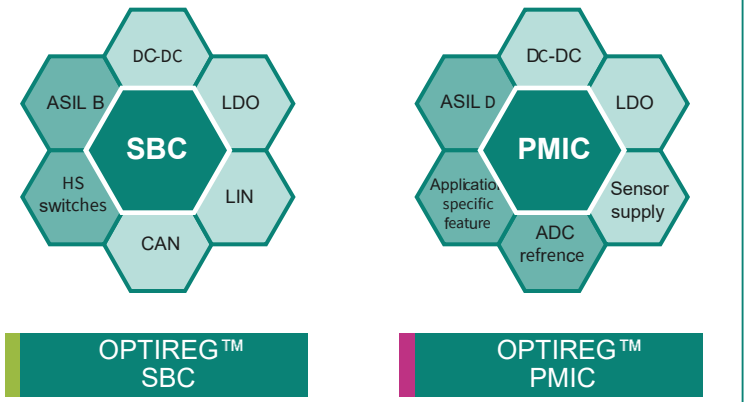

Application

Body

- BCM
- HVAC
- Display
- Dashboard

Infotainment

- Multimedia
- Navigation
- Telematics
- USB

Chassis/ADAS

- Camera
- ADAS
- EPS
- Braking
- Park assist

Powertrain

- EMS
- Transmission
- Inverter
- BMS

Copyright © Infineon Technologies AG 2026. All rights reserved.

Infineon OPTIREG™ SBCs combine multiple features into one single chip

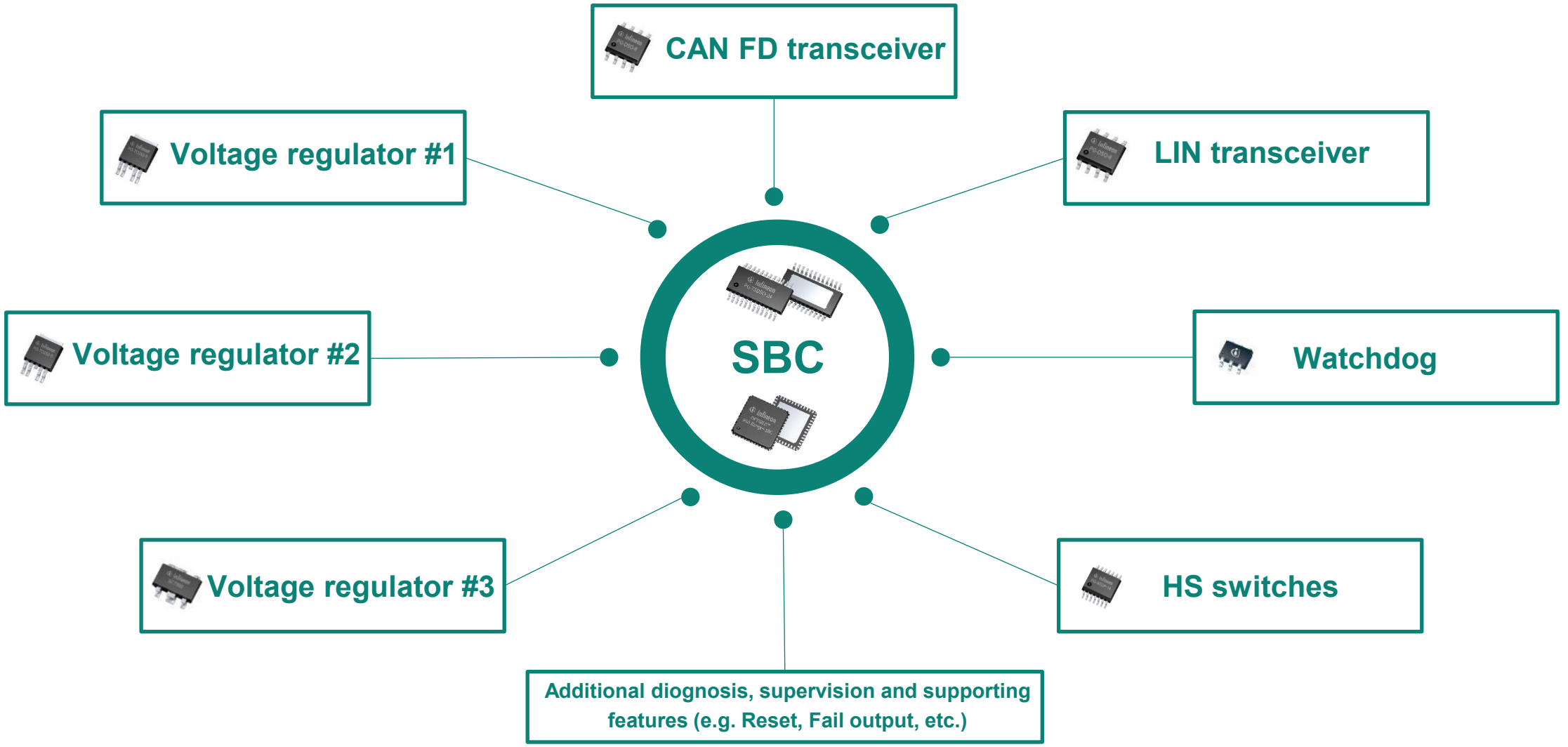

Copyright © Infineon Technologies AG 2026. All rights reserved.

Why should I use an OPTIREG™ SBC instead of a discrete solution?



Space saving

– Power, communication, safety and support features are **integrated into one solution with reduced PCB space** by up to ~90% (e.g. 300mm² vs. 34mm² for Lite SBC)



Energy saving

– **Extended battery life** with very low quiescent current modes and CAN Partial Networking
– Lowest I_q to achieve limitation of <100µA per ECU



High system reliability

– Extensive **diagnostics and protections are embedded** within the SBC to support ISO26262 requirements, reduce external component count, improve system reliability in comparison to discrete solutions



Reduced system cost

– Minimum number of components to **reduce system and BoM cost**
– **Reduction of Total Cost of Ownership by ~0.1 USD per ECU, due to fewer active components** (~0.014 USD per active component for assembly, qualification, purchasing, optical insception, logistics, etc.)



Multiple and flexible designs

– Compatibility **reduces development time and effort** for SBC by 1-2 man-months for electronic design and software development. Scalability (transceiver) nodes reduce customer effort in platform approach.

Copyright © Infineon Technologies AG 2026. All rights reserved.

OPTIREG™ System Basis Chip Portfolio (SBC) overview

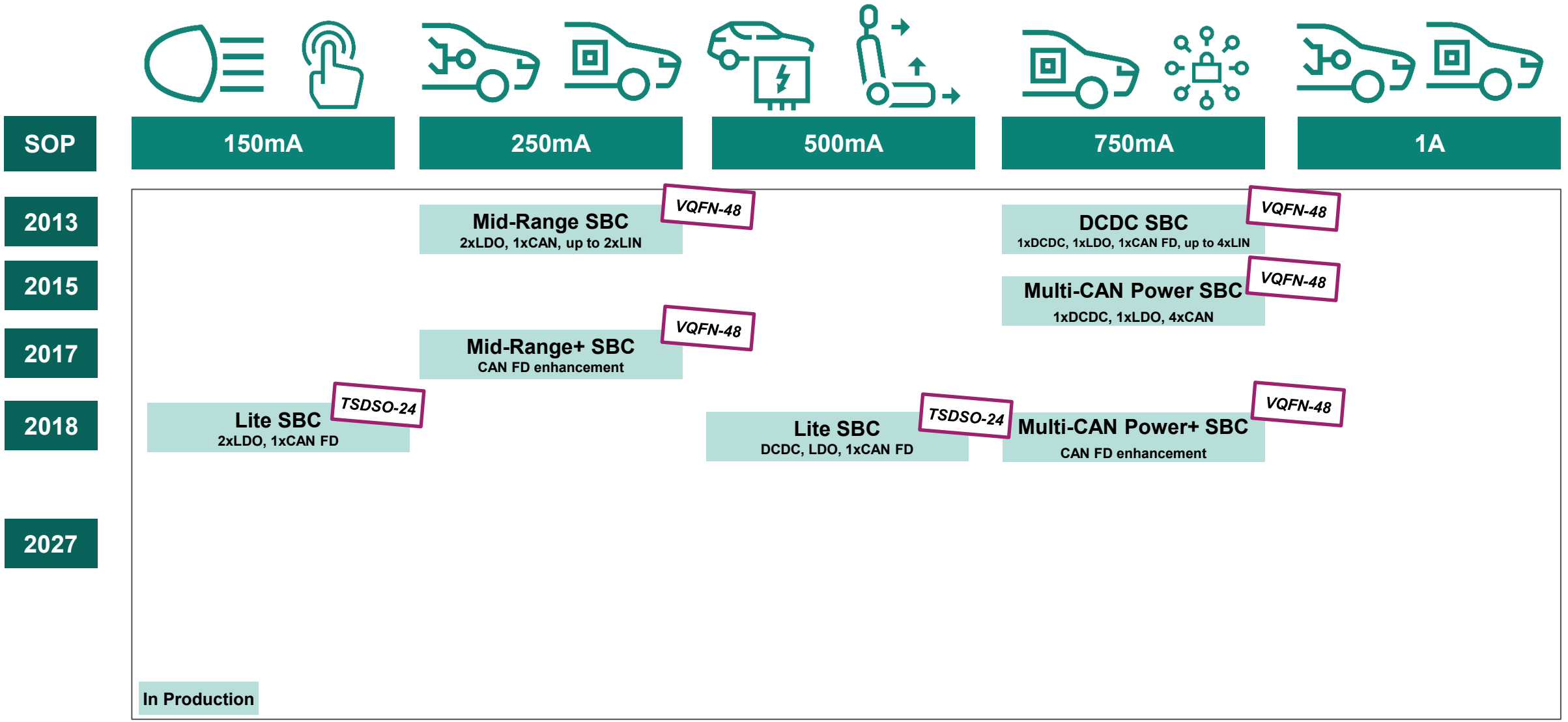

Copyright © Infineon Technologies AG 2026. All rights reserved.

Infineon OPTIREG™ SBCs offer most complete portfolio and key differentiated USPs

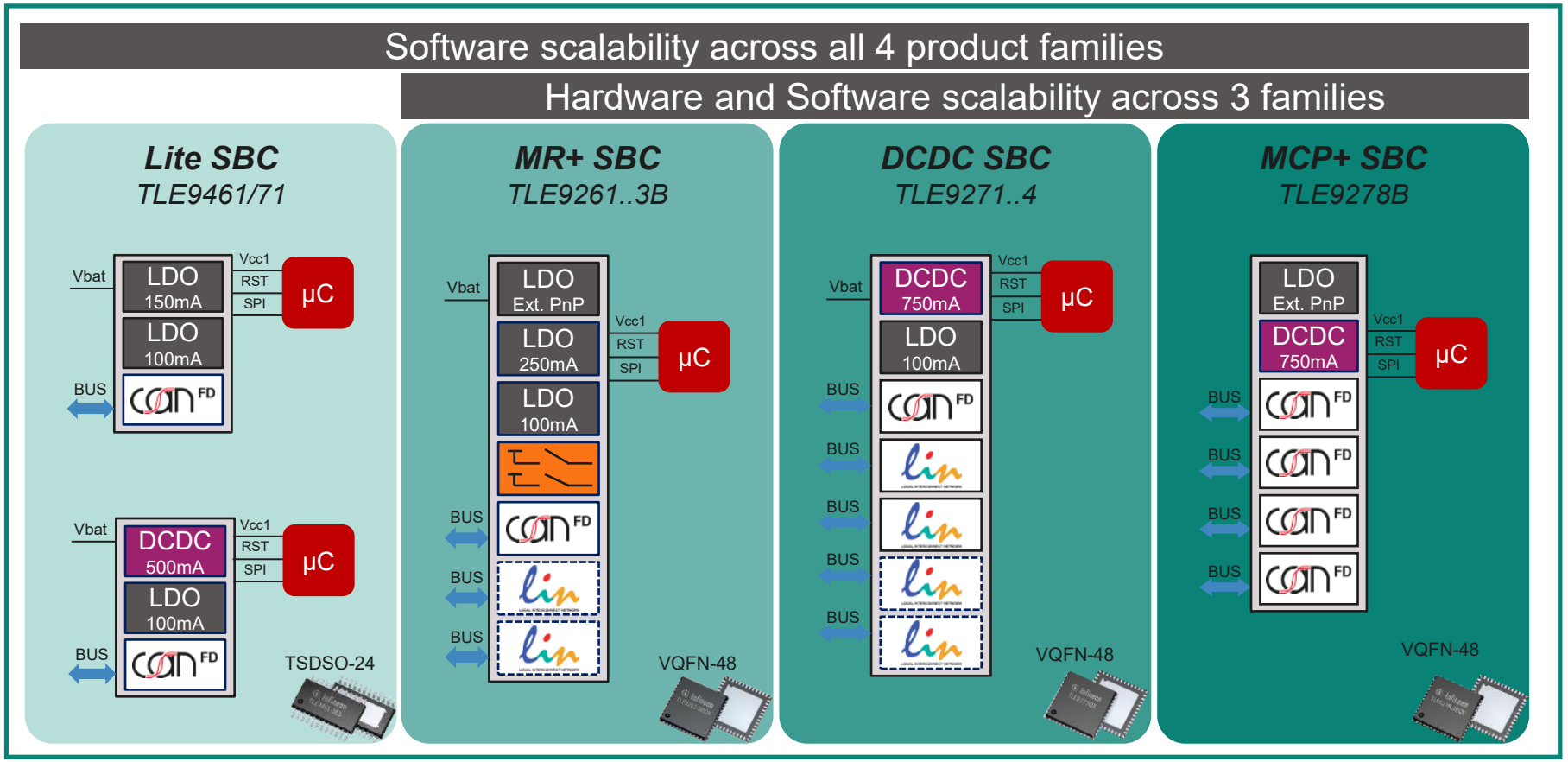

Unparalleled scalability across Product Families for fast time-to-market

Supports **latest networking standards** CAN FD up to 5Mbps (soon: CAN FD SIC) & CAN PN

Component releases at all major OEMs

Copyright © Infineon Technologies AG 2026. All rights reserved.

Fully scalable & flexible OPTIREG™ SBC solution for TRAVEO™ T2Gx family

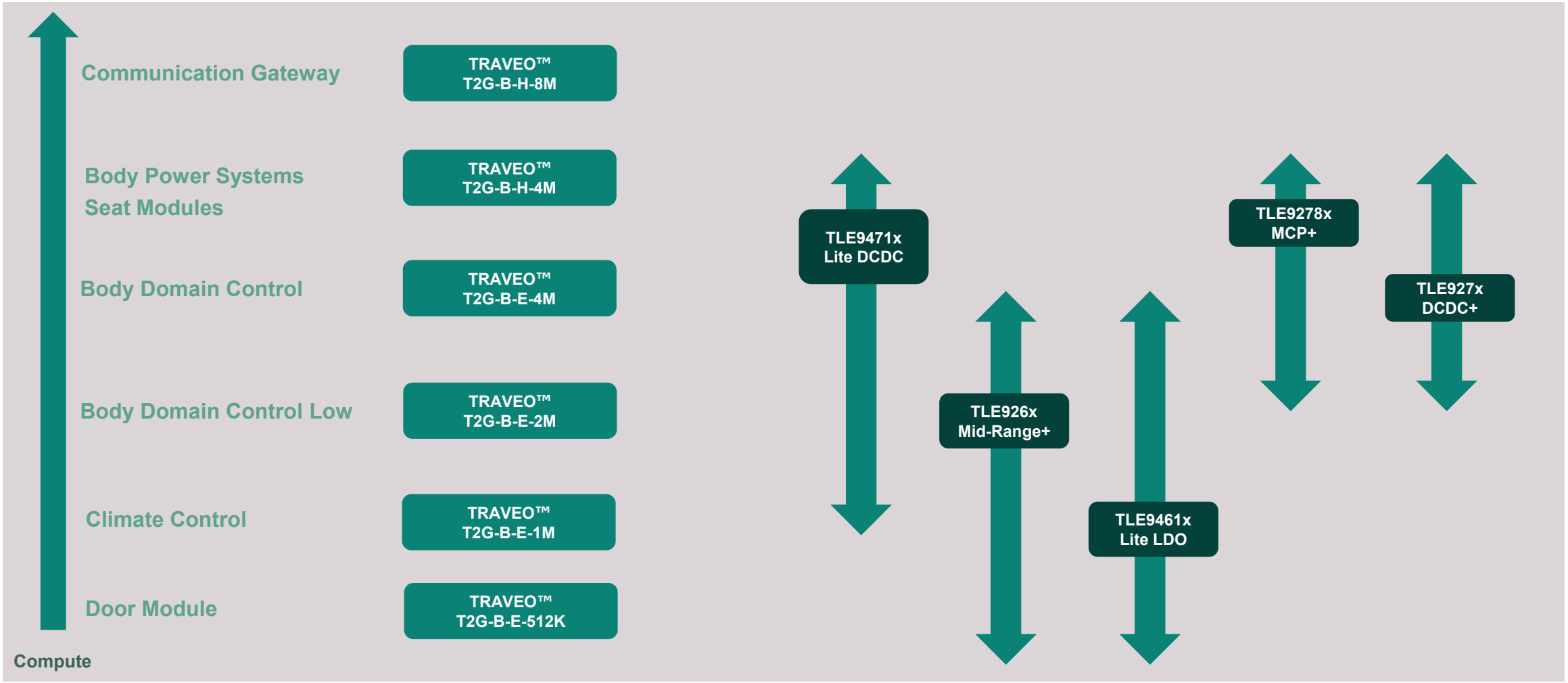

Copyright © Infineon Technologies AG 2026. All rights reserved.

Find the right OPTIREG™ SBC for your microcontroller in just a few clicks!

→ Click here: Link

Traveo™ Family		Maximum Power Supply Current	OPTIREG™ SBC				
			Lite LDO SBC	Lite DCDC SBC	MR+ SBC	DCDC SBC	MCP+ SBC
			TLE946x(-3)ES	TLE947x(-3)ES	TLE926x(-3)BQX	TLE927xQX	TLE9278(-3)BQX
			150mA (5V/3.3V)	500mA (5V/3.3V)	≥250mA (5V/3.3V)	750mA (5V/3.3V)	750mA (5V/3.3V)
1st Gen	S6J311A/9 series	5V / 200mA (T_A = -40°C to +125°C)		✓	✓		
	S6J311E/D series	5V / 343mA (T_A = -40°C to +105°C)		✓		✓	✓
	S6J3120 series	5V / 255mA (T_A = -40°C to +105°C)					
	S6J3360 series	5V / 174mA (T_A = -40°C to +105°C)					
	S6J3370 series	5V / 158mA (T_A = -40°C to +105°C)					
	S6J3400 series	5V / 150mA (T_A = -40°C to +125°C)					
	S6J3510 series	5V / 158mA (T_A = -40°C to +125°C)					

TRAVEO™ T2G Family		Core #	Current consumption Max. as per datasheet Max. clock speed All peripherals enabled No I/O toggling T_A = 105°C	Current consumption Scenario with lower performance at T_A = 85°C Max. as per estimation sheet Note: Flash writing not considered	I_{rush} C_{S1} *	External core supply and supply concept	System Basis Chip (SBC)					OPTIREG™
							Lite LDO SBC	Lite DCDC SBC	MR+ SBC	DCDC SBC	MCP+ SBC	Core supply
							TLE9461(-3)ES	TLE9471(-3)ES	TLE926x(-3) BQX	TLE927xQX	TLE9278(-3) BQX	
							150mA (5V/3.3V)	500mA (5V/3.3V)	≥250mA (5V/3.3V)	750mA (5V/3.3V)	750mA (5V/3.3V)	1.15V
Body entry	T2G-BE-512K CYT2B6	Single	I_{DDD} = 85mA @3.3V / 5V	I_{DDD} = 45mA I_{IO} = 4mA Door ECU	375mA 9.4µF	No ①	✓	✓	✓	✓	✓	
Body entry	T2G-BE-1M CYT2B7	Single	I_{DDD} = 102mA @3.3V / 5V	I_{DDD} = 45mA I_{IO} = 4mA Door ECU	375mA 9.4µF	No ①	✓	✓	✓	✓	✓	
Body entry	T2G-BE-2M CYT2B9	Single	I_{DDD} = 110mA @3.3V / 5V	I_{DDD} = 45mA I_{IO} = 4mA Door ECU	375mA 9.4µF	No ①	✓	✓	✓	✓	✓	
Body entry	T2G-BE-4M CYT2BL	Single	I_{DDD} = 127mA @ 3.3V / 5V	I_{DDD} = 45mA I_{IO} = 4mA Door ECU	375mA 9.4µF	No ①	✓	✓	✓	✓	✓	
Cluster entry	T2G-CE-4M CYT2CL	Single	I_{DDD} = 140mA @ 3.3V / 5V	I_{DDD} = 52mA I_{IO} = 4mA Cluster entry	375mA 9.4µF	No ①	✓	✓	✓	✓	✓	
Body high	T2G-BH-4M CYT3BB	Single	I_{CCD}= 240mA @ 1.15V	I_{CCD} = 110mA I_{DDD} = 12mA I_{IO} = 2mA Cluster ECU	850mA 20µF	Yes ①②③	✓	✓	✓	✓	✓	*Post LDO* TLS208 800mA
Body high	T2G-BH-4M CYT4BB	Dual	I_{CCD} = 287mA @ 1.15V	I_{CCD} = 110mA I_{DDD} = 12mA I_{IO} = 2mA Cluster ECU	850mA 20µF	Yes ①②③	✓	✓	✓	✓	✓	*Post LDO* TLS208 800mA
Body high	T2G-BH-8M CYT4BF	Dual	I_{CCD} = 543mA @ 1.15V	I_{CCD} = 320mA	850mA 20µF	Yes ②③	✓	✓	✓	✓	✓	*Post LDO* TLS208 800mA
Body high	T2G-BH-16M CYT6BJ	Quad	I_{CCD} = 800mA @ 1.15V	Tbd	850mA 20µF	Yes ③	✓	✓	✓	✓	✓	*Post LDO* TLS208 800mA

Copyright © Infineon Technologies AG 2026. All rights reserved.


Infineon