



XENSIV™ – sensing the world

Sensor solutions for automotive, industrial,
consumer and IoT applications


Pocket guide

Edition 2023

www.infineon.com/xensiv



Infineon XENSIV™ solutions from application to sensor



Find your sensor

Welcome to our new interactive sensor selection tool, designed to connect you with the best fit for your design as quickly and effortlessly as possible. Simply select the overarching industry (automotive or industrial/consumer) and drill down on the applications till you find your target use case. The selection tool will then tell you what Infineon XENSIV™ sensor is the best choice for your design. It couldn't be easier.

Find your sensor on www.infineon.com/fastfinder





XENSIV™ sensors – part of the Infineon Developer Community

Join the XENSIV™ Developer Community

The Infineon Developer Community offers 24/7 self-service and lightning fast responses to customer demands. Any user, anywhere, anytime – any subject. The community is well-organized due to its multi-channel strategy. Unlike unmoderated forums, the developer community is based on high quality content that is professionally moderated and reviewed.

Check it out and be part of the [XENSIV™ sensor community](#).



Current sensors

Current sensors – overview

Product	Current range [A]	Bandwidth typ. [kHz]	Sensitivity [mV/A]	Accuracy [%]	Output Noise Density [$\mu\text{A}/\sqrt{\text{Hz}}$]	Certification	Industrial	ATV	Supply [V]	Current Rail	Package
TLI4971-A025T5-U-E0001	25	240	48	< 2	350	UL1577/ IEC 62368-1	●	–	3.3	Internal	TISON-8-5
TLI4971-A025T5-E0001	25	240	48	< 2	350	IEC 62368-1	●	–	3.3	Internal	TISON-8-5
TLI4971-A050T5-U-E0001	50	240	24	< 2	350	UL1577/ IEC 62368-1	●	–	3.3	Internal	TISON-8-5
TLI4971-A050T5-E0001	50	240	24	< 2	350	IEC 62368-1	●	–	3.3	Internal	TISON-8-5
TLI4971-A075T5-U-E0001	75	240	16	< 2	350	UL1577/ IEC 62368-1	●	–	3.3	Internal	TISON-8-5
TLI4971-A075T5-E0001	75	240	16	< 2	350	IEC 62368-1	●	–	3.3	Internal	TISON-8-5
TLI4971-A120T5-U-E0001	120	240	10	< 2	350	UL1577/ IEC 62368-1	●	–	3.3	Internal	TISON-8-5
TLI4971-A120T5-E0001	120	240	10	< 2	350	IEC 62368-1	●	–	3.3	Internal	TISON-8-5
TLE4971-A025N5-U-E0001	25	210	48	< 2	260	AEC-Q100/ UL1577/IEC 62368-1	●	●	3.3	Internal	TISON-8-5
TLE4971-A025N5-E0001	25	210	48	< 2	260		●	●	3.3	Internal	TISON-8-5
TLE4971-A050N5-U-E0001	50	210	24	< 2	260		●	●	3.3	Internal	TISON-8-5
TLE4971-A050N5-E0001	50	210	24	< 2	260		●	●	3.3	Internal	TISON-8-5
TLE4971-A075N5-U-E0001	75	210	16	< 2	260		●	●	3.3	Internal	TISON-8-5
TLE4971-A075N5-E0001	75	210	16	< 2	260		●	●	3.3	Internal	TISON-8-5
TLE4971-A120N5-U-E0001	120	210	10	< 2	260		●	●	3.3	Internal	TISON-8-5
TLE4971-A120N5-E0001	120	210	10	< 2	260		●	●	3.3	Internal	TISON-8-5
TLE4971-A025T5-U-E0001	25	210	48	< 2	260		●	●	3.3	Internal	TISON-8-6
TLE4971-A025T5-E0001	25	210	48	< 2	260		●	●	3.3	Internal	TISON-8-6
TLE4971-A050T5-U-E0001	50	210	24	< 2	260		●	●	3.3	Internal	TISON-8-6
TLE4971-A050T5-E0001	50	210	24	< 2	260		●	●	3.3	Internal	TISON-8-6
TLE4971-A075T5-U-E0001	75	210	16	< 2	260		●	●	3.3	Internal	TISON-8-6
TLE4971-A075T5-E0001	75	210	16	< 2	260		●	●	3.3	Internal	TISON-8-6
TLE4971-A120T5-U-E0001	120	210	10	< 2	260		●	●	3.3	Internal	TISON-8-6
TLE4971-A120T5-E0001	120	210	10	< 2	260		●	●	3.3	Internal	TISON-8-6

Current sensors

Current sensors – overview

Product	Current range [A]	Bandwidth typ. [kHz]	Sensitivity [mV/A]	Accuracy [%]	Output Noise Density [$\mu\text{A}/\sqrt{\text{Hz}}$]	Certification	Industrial	ATV	Supply [V]	Current Rail	Package
TLE4972-AE35D5	31 [mT]	210	39 ¹⁾ [mV/mT]	1.0	90 [nT/ $\sqrt{\text{Hz}}$]	AEC-Q100	●	●	3.3	external	TDSO-16
TLE4972-AE35S5	31 [mT]	210	39 ¹⁾ [mV/mT]	1.0	90 [nT/ $\sqrt{\text{Hz}}$]	AEC-Q100	●	●	3.3	external	VSON-6
TLE4973-A025T5-S0001 ³⁾	27.5	210	65.5	< 2	290	AEC-Q100	●	●	5.0	Internal	TISON-8-6
TLE4973-A050T5-S0001 ³⁾	55	210	32.8	< 2	290	AEC-Q100	●	●	5.0	Internal	TISON-8-6
TLE4973-A075T5-S0001 ³⁾	82.5	210	21.8	< 2	290	AEC-Q100	●	●	5.0	Internal	TISON-8-6
TLE4973-A120T5-S0001 ³⁾	132	210	13.7	< 2	290	AEC-Q100	●	●	5.0	Internal	TISON-8-6
TLE4973-R025T5-S0001 ³⁾	27.5	210	65.5	< 2	290	AEC-Q100	●	●	5.0	Internal	TISON-8-6
TLE4973-R050T5-S0001 ³⁾	55	210	32.8	< 2	290	AEC-Q100	●	●	5.0	Internal	TISON-8-6
TLE4973-R075T5-S0001 ³⁾	82.5	210	21.8	< 2	290	AEC-Q100	●	●	5.0	Internal	TISON-8-6
TLE4973-R120T5-S0001 ³⁾	132	210	13.7	< 2	290	AEC-Q100	●	●	5.0	Internal	TISON-8-6
TLE4973-R025T5-S0010 ³⁾	27.5	210	65.5	< 2	290	AEC-Q100	●	●	5.0	Internal	TISON-8-6
TLE4973-R050T5-S0010 ³⁾	55	210	32.8	< 2	290	AEC-Q100	●	●	5.0	Internal	TISON-8-6
TLE4973-R075T5-S0010 ³⁾	82.5	210	21.8	< 2	290	AEC-Q100	●	●	5.0	Internal	TISON-8-6
TLE4973-R120T5-S0010 ³⁾	132	210	13.7	< 2	290	AEC-Q100	●	●	5.0	Internal	TISON-8-6
TLE4973-AE35D5-S0001 ²⁾	34 [mT]	210	53 ¹⁾ [mV/mT]	1.0	70 [nT/ $\sqrt{\text{Hz}}$]	AEC-Q100	●	●	5.0	external	TDSO-16
TLE4973-RE35D5-S0001 ²⁾	34 [mT]	210	53 ¹⁾ [mV/mT]	1.0	70 [nT/ $\sqrt{\text{Hz}}$]	AEC-Q100	●	●	5.0	external	TDSO-16
TLE4973-RE35D5-S0010 ²⁾	34 [mT]	210	53 ¹⁾ [mV/mT]	1.0	70 [nT/ $\sqrt{\text{Hz}}$]	AEC-Q100	●	●	5.0	external	TDSO-16
TLE4973-AE35S5-S0001 ²⁾	34 [mT]	210	53 ¹⁾ [mV/mT]	1.0	70 [nT/ $\sqrt{\text{Hz}}$]	AEC-Q100	●	●	5.0	external	VSON-6
TLE4973-RE35S5-S0001 ²⁾	34 [mT]	210	53 ¹⁾ [mV/mT]	1.0	70 [nT/ $\sqrt{\text{Hz}}$]	AEC-Q100	●	●	5.0	external	VSON-6
TLE4973-RE35S5-S0010 ²⁾	34 [mT]	210	53 ¹⁾ [mV/mT]	1.0	70 [nT/ $\sqrt{\text{Hz}}$]	AEC-Q100	●	●	5.0	external	VSON-6

1) Can be reprogrammed by customer

2) Coming Q3 2023

3) Coming Q4 2023

Magnetic switches

Energy-efficient magnetic switches family for up to 32 V

Product	Type	Operating point B_{OP} [mT]	Release point B_{RP} [mT]	Hysteresis ΔB_{HY} [mT]	Automotive	Industrial	Consumer	Package
TLE4961-1M/L	Latch	2.0	-2.0	4.0	●	●	●	SOT23/SSO-3-2
TLE4961-2M	Latch	5.0	-5.0	10.0	●	●	●	SOT23
TLE4961-3M/L	Latch	7.5	-7.5	15.0	●	●	●	SOT23/SSO-3-2
TLE4961-4M	Latch	10.0	-10.0	20.0	●	●	●	SOT23
TLE4961-5M	Latch	15.0	-15.0	30.0	●	●	●	SOT23
TLE4964-1M	Switch	18.0	12.5	5.5	●	●	●	SOT23
TLE4964-2M	Switch	28.0	22.5	5.5	●	●	●	SOT23
TLE4964-3M	Switch	12.5	9.5	3.0	●	●	●	SOT23
TLE4964-4M	Switch	10.0	8.5	1.5	●	●	●	SOT23
TLE4964-6M	Switch	3.5	2.5	1.0	●	●	●	SOT23
TLE4964-5M	Switch	7.5	5.0	2.5	●	●	●	SOT23
TLE4968-1M/L	Bipolar	1.0	-1.0	2.0	●	●	●	SOT23/SSO-3-2
TLI4961-1M	Latch	2.0	-2.0	4.0	-	●	●	SOT23/SSO-3-2
TLV4961-1M	Latch	2.0	-2.0	4.0	-	-	●	SOT23
TLV4961-3M	Latch	7.5	-7.0	15.0	-	-	●	SOT23
TLV4964-1M	Switch	18.0	12.5	5.5	-	-	●	SOT23
TLV4964-2M	Switch	28.0	22.5	5.5	-	-	●	SOT23

5 V high-precision automotive/industrial Hall-effect sensor

Product	Type	Operating point B_{OP} [mT]	Release point B_{RP} [mT]	Hysteresis ΔB_{HY} [mT]	Automotive	Industrial	Consumer	Package
TLE4963-1M	Latch	2.0	-2.0	4.0	●	●	●	SOT23
TLE4963-2M	Latch	5.0	-5.0	10.0	●	●	●	SOT23
TLE4965-5M	Unipolar switch	7.5	5.0	2.5	●	●	●	SOT23
TLI4963-1M	Latch	2.0	-2.0	4.0	-	●	●	SOT23
TLI4963-2M	Latch	5.0	-5.0	10.0	-	●	●	SOT23
TLI4965-5M	Unipolar switch	7.5	5.0	2.5	-	●	●	SOT23

Magnetic switches

Precision Hall-effect sensor for consumer applications in leaded package

Product	Type	Operating point B_{OP} [mT]	Release point B_{RP} [mT]	Hysteresis ΔB_{HY} [mT]	Consumer	Package
TLV4961-1TA	Latch	2.0	-2.0	4.0	●	TO92S-3-1
TLV4961-1TB	Latch	2.0	-2.0	4.0	●	TO92S-3-2
TLV4961-3TA	Latch	7.5	-7.5	15.0	●	TO92S-3-1
TLV4961-3TB	Latch	7.5	-7.5	15.0	●	TO92S-3-2
TLV4964-4TA	Unipolar switch	10.0	8.5	1.5	●	TO92S-3-1
TLV4964-4TB	Unipolar switch	10.0	8.5	1.5	●	TO92S-3-2
TLV4964-5TA	Unipolar switch	7.5	5.0	2.5	●	TO92S-3-1
TLV4964-5TB	Unipolar switch	7.5	5.0	2.5	●	TO92S-3-2
TLV4968-1TA	Bipolar switch	1.0	-1.0	2.0	●	TO92S-3-1
TLV4968-1TB	Bipolar switch	1.0	-1.0	2.0	●	TO92S-3-2

Vertical dual-Hall switch

Product	Type	Output	Operating point B_{OP} [mT]	Release point B_{RP} [mT]	Hysteresis ΔB_{HY} [mT]	Automotive	Industrial	Consumer	Package
TLE4966G/L	Double Hall, speed and direction output	Speed and direction	7.5	-7.5	15	●	●	●	TSOP6/ SSO-4-1
TLE4966-2G	Double Hall, two independent outputs	2 x speed	7.5	-7.5	15	●	●	●	TSOP6
TLE4966-3G	Double Hall, speed and direction output	Speed and direction	2.5	-2.5	5	●	●	●	TSOP6
TLE4966V-1G	Vertical double Hall, speed and direction output	Speed and direction	2.5	-2.5	5	●	●	●	TSOP6
TLI4966G	Double Hall, speed and direction output	Speed and direction	7.5	-7.5	15	-	●	●	TSOP6



High-precision magnetic switches

Product	Type	Operating point B_{OP} [mT]	Release point B_{RP} [mT]	Hysteresis ΔB_{HY} [mT]	Automotive	Industrial	Consumer	Package
TLE4906K/L	Unipolar switch	10.0	8.5	1.5	●	●	●	SC59/SSO-3-2
TLE4906-2K	Unipolar switch	18.0	12.5	5.5	●	●	●	SC59
TLE4906-3K	Unipolar switch	28.0	22.5	5.5	●	●	●	SC59
TLE4946K	Latch	14.0	-14.0	28.0	●	●	●	SC59
TLE4946-1L	Latch	15.0	-15.0	30.0	●	●	●	SSO-3-2
TLE4946-2K/L	Latch	2.0	-2.0	4.0	●	●	●	SC59/SSO-3-2
TLE4976-1K	Unipolar switch/ Current interface	9.25	7.25	2.0	●	●	●	SC59
TLE4976-2K	Unipolar switch/ Current interface	4.5	2.7	1.8	●	●	●	SC59
TLV4946-2K	Unipolar switch	18.0	12.5	5.5	-	-	●	SC59
TLV4976-2K	Unipolar switch / Current interface	4.5	2.7	1.8	-	-	●	SC59



3D magnetics

3D magnetic sensors for consumer and industrial market

Product	Temperature range	Qualification	Linear magnetic range	Resolution	I _{DD}	Update rate XYZ measurement	Package	Ordering code
TLI493D-A2B6	-40 ... 105°C	JESD47	±160 mT ±100 mT	7.7 or 15.4 LSB12/mT	7 nA – 3.4 mA	up to 8.4 kHz	TSOP6	SP001689844
TLI493D-W2BW A0 TLI493D-W2BW A1 TLI493D-W2BW A2 TLI493D-W2BW A3	-40 ... 125°C	JESD47	±50, ±100 or ±160 mT	7.7, 15.4 or 30.8 LSB12/mT	7 nA – 3.4 mA	up to 11.6 kHz	WLB-5	SP005409964 SP005409966 SP005409968 SP005409970
TLV493D-A1B6	-40 ... 125°C	JESD47	±130 mT (typ)	10.2 LSB12/mT	7 nA – 3.7 mA	up to 3.3 kHz	TSOP6	SP001286056
TLV493D-A2BW	-20 ... 85°C	JESD47	±50, ±100 or ±160 mT	7.7, 15.4 or 30.8 LSB12/mT	7 nA – 3.4 mA	up to 11.6 kHz	WLB-5	SP005542151

3D magnetic sensors for automotive applications

Product	Temperature range	Qualification	Linear magnetic range	Resolution	I _{DD}	Update rate XYZ measurement	Wake-up	Package	Ordering code
TLE493D-A2B6	-40 ... 125°C	AEC-Q100	±160 mT ±100 mT	130 µT/LSB (65 µT/LSB) ¹⁾	7 nA – 3.4 mA	up to 7.8 kHz	No	TSOP6	SP001689848
TLE493D-W2B6 A0 TLE493D-W2B6 A1 TLE493D-W2B6 A2 TLE493D-W2B6 A3	-40 ... 125°C	AEC-Q100 ISO 26262 ready	±160 mT ±100 mT	130 µT/LSB (65 µT/LSB) ¹⁾	7 nA – 3.4 mA	up to 7.8 kHz	Yes	TSOP6	SP001655334 SP001655340 SP001655344 SP001655348
TLE493D-P2B6 A0 TLE493D-P2B6 A1 TLE493D-P2B6 A2 TLE493D-P2B6 A3	-40 ... 125°C	AEC-Q100/ ISO 26262 ready	±160 mT ±100 mT	130 µT/LSB (65 µT/LSB) ¹⁾	7 nA – 3.4 mA	up to 7.8 kHz	Yes	TSOP6	SP005557415 SP005557413 SP005557411 SP005557408

1) Short range mode

Linear sensors

ISO 26262 ready / compliant dual channel linear sensors

Sales name	Interface	Magnetic linear range [mT]	Sensitivity	Sensitivity drift [%]	Gain	Magnetic offset drift [μT] ¹⁾	ISO 26262	Ordering code	Package
TLE4997A8D	Analog ratiometric	50, 100, 200	± 60 mV/mT default for 100 mT range, with gain 1.5	± 3	± 4	$< \pm 400$	Ready	SP000902760	TDSO-8
TLE4998P8D	Digital interface PWM	50, 100, 200	± 48 LSB ₁₂ /mT default for 100 mT range, with gain 1.5	± 2	± 4	$< \pm 400$	Ready	SP000902776	TDSO-8
TLE4998S8D	Digital interface SENT	50, 100, 200	± 48 LSB ₁₂ /mT default for 100 mT range, with gain 1.5	± 2	± 4	$< \pm 400$	Ready	SP000902784	TDSO-8
TLE4998C8D	Digital interface SPC	50, 100, 200	± 48 LSB ₁₂ /mT default for 100 mT range, with gain 1.5	± 2	± 4	$< \pm 400$	Ready	SP000902768	TDSO-8
TLE4999I3	Digital interface PSI5	12.5, 25	± 147.5 LSB ₁₃ /mT default for 25 mT range, with gain 1.5	± 2	± 5	$< \pm 100 / < \pm 200$ ²⁾	Compliant	SP001689862	SSO-3
TLE4999C8 (TLE4999C8-S0001)	Digital interface SPC	25, 50	± 36.875 LSB ₁₂ /mT default for in 50 mT range, with gain 1.0	± 2	± 5	$< \pm 100 / < \pm 200$ ²⁾	Compliant ASIL D (ASIL C)	SP002662500 (SP005727371)	TDSO-8
TLE4999C4 (TLE4999C4-S0001)	Digital interface SPC	25, 50	± 36.875 LSB ₁₂ /mT default for in 50 mT range, with gain 1.0	± 2	± 5	$< \pm 100 / < \pm 200$ ²⁾	Compliant ASIL D (ASIL C)	SP003420076 (SP005727375)	SSO-4

1) Maximum drift over temperature and life time

2) Main channel/sub channel

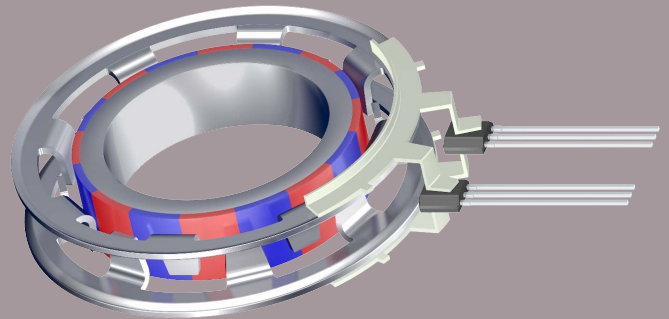




Linear sensors

Programmable analog/digital single channel linear sensor family

Product	Programm.	Number of pins	Sensitivity (programmable range)	Magnetic offset	Supply voltage (extended range)	Automotive	ISO 26262	Interface	Package
TLE4997	EEPROM	3/Single die SMD 8	± 12.5 to ± 300 mV/mT	$< \pm 400$ μ T	5 V $\pm 10\%$ (7 V)	●	-	Analog	SSO-30 TDSO-8
TLE4998P	EEPROM	3/4/Single die SMD 8	± 0.2 to $\pm 6\%$ /mT	$< \pm 400$ μ T	5 V $\pm 10\%$ (16 V)	●	Ready	PWM	SSO-3 SSO-4 SSO-3 (2 capacitors) TDSO-8
TLE4998S	EEPROM	3/4/Single die SMD 8	± 8.2 to ± 245 LSB ₁₂ /mT	$< \pm 400$ μ T	5 V $\pm 10\%$ (16 V)	●	Ready	SENT	SSO-3 SSO-4 SSO-3 (2 capacitors) TDSO-8
TLE4998C	EEPROM	3/4/Single die SMD 8	± 8.2 to ± 245 LSB ₁₂ /mT	$< \pm 400$ μ T	5 V $\pm 10\%$ (16 V)	●	Ready	SPC	SSO-3 SSO-4 SSO-3 (2 capacitors) TDSO-8

www.infineon.com/linear-sensors





Angle sensors

iGMR, iAMR and iTMR based angle sensors

Diverse redundant sensor with analog and digital interface

Product	Technology	Die configuration	Sin/cos output	Angle output	Second interface	Accuracy	ISO 26262	Package
TLE5009	GMR	Single die	Analog sin/cos	–	–	0.9°	Ready	DSO-8
TLE5009A16(D)	GMR	Dual die	Analog sin/cos	–	–	1.0°	Ready	TDSO-16
TLE5011	GMR	Single die	SSC (SPI)	–	–	1.6°	Ready	DSO-8
TLI5012B	GMR	Single die	SSC (SPI)	SSC (SPI)	PWM/IIF/SPC/HSM	1.9°	QM	DSO-8
TLE5012B(D)	GMR	Single & dual die	SSC (SPI)	SSC (SPI)	PWM/IIF/SPC/HSM	1.0°	Ready	DSO-8/ TDSO-16
TLE5014C16(D)	GMR	Single & dual die	–	SPC	–	1.0°	Compliant	TDSO-16
TLE5014P16(D)	GMR	Single & dual die	–	PWM	–	1.0°	Compliant	TDSO-16
TLE5014S16(D)	GMR	Single & dual die	–	SENT	–	1.0°	Compliant	TDSO-16
TLE5014SP16(D)	GMR	Single & dual die	–	SPI	–	1.0°	QM/Compliant	TDSO-16
TLE5109A16(D)	AMR	Single & dual die	Analog sin/cos	–	–	0.5°	Ready	TDSO-16
TLE5309D	AMR + GMR	Dual die	Analog sin/cos	–	–	AMR 0.5°, GMR 1.0°	Ready	TDSO-16
TLE5501	TMR	Single die	Analog sin/cos	–	–	1.0°	Compliant	DSO-8

SPI = Serial peripheral interface

IIF = Incremental interface

PWM = Pulse width modulation





Magnetic speed sensors





Hall wheel speed sensors

Product	Sensor technology	Pole wheel	Steel wheel	ISO 26262	Direction detection	Protocol	iTPMS
TLE4941plusC	Hall differential	●	●	Compliant	–	Standard	–
TLE4942-1C	Hall differential	●	●	–	●	PWM	–
TLE4943C	Hall differential	●	●	–	●	AK	–

High end GMR wheel speed sensors

Product	Sensor technology	Pole wheel	Steel wheel	ISO 26262	Direction detection	Protocol	iTPMS
TLE5045iC	iGMR differential	●	–	Compliant	–	Standard	●
TLE5046iC-PWM	iGMR differential	●	–	Compliant	●	PWM	●
TLE5046iC-AK	iGMR differential	●	–	Compliant	●	AK	●








Wheel speed sensing overview

	Icon/ Description	TLE4941plusC	TLE4942	TLE4943	TLE5041plusC	TLE5045	TLE5046
Automotive	Wheelspeed	●	●	●	-	-	-
	Wheelspeed/ Transmission	●	●	-	-	-	-
	Transmission	●	●	-	-	-	-
	Transmission/ Engine	-	-	-	-	-	-
	Engine	-	-	-	-	-	-
Industrial		●	-	-	-	-	-
Sensor technology		Diff. Hall	Diff. Hall	Diff. Hall	iGMR	iGMR	iGMR
Improved air-gap/jitter performance		-	-	-	●	●	●
Direction information available		-	●	●	-	-	●
True Power On (TPO)		-	-	-	-	-	-
Twist Independent Mounting (TIM)		-	-	-	-	-	-
Vibration suppression algorithm included		-	-	-	-	-	-
Type of hysteresis ¹⁾		H	H	H	H	H	H
		F	F	A	F	A	A
Interface ²⁾	# of pins	2	2	2	2	2	2
	Interface	C	C	C	C	C	C
	Protocol	S	P	AK	S	S	P/AK
Electrostatic Discharge (ESD)	Human Body Model (HBM)	12 kV	12 kV	12 kV	12 kV	12 kV	12 kV
Package without intergrated capacitor		-	-	-	-	●	●
Package with intergrated capacitor		●	●	●	●	-	-

1) H = Hidden; F = Fixed; A = Adaptive

2) AK = AK protocol; C = Current; S = Single pulse; P = PWM protocol

Powertrain speed sensing overview

	Icon/ Description	TLE4922	TLE4929	TLE4953	TLE4955	TLE4959	TLE5555	TLE4983/ TLE4984	TLE4986	TLE4988
Automotive	Wheelspeed	●	-	-	-	-	-	-	-	-
	Wheelspeed/ Transmission	-	-	-	-	-	-	-	-	-
	Transmission	●	-	●	●	●	●	-	-	-
	Transmission/ Engine	-	-	-	-	-	-	-	-	-
	Engine	●	●	-	-	-	-	●	●	●
Industrial		●	●	-	-	-	-	-	-	-
Sensor technology		Mono-Hall	Diff. Hall	Diff. Hall	Diff. Hall	Diff. Hall	iTMR	Mono-Hall	Mono-Hall	Mono-Hall
Improved air-gap/jitter performance		-	●	-	-	●	●	-	●	●
Direction information available		-	●	●	●	- / ● ³⁾	●	-	-	-
True Power On (TPO)		-	-	-	-	-	-	●	●	●
Twist Independent Mounting (TIM)		●	-	-	-	-	-	●	●	●
Vibration suppression algorithm included		-	●	●	●	●	●	-	-	-
Type of hysteresis ¹⁾		H	H/V	V	V	V	V	F	H	V/H
		A	A/F	A	A	A	A	-	P/A	P/A
Interface ²⁾	# of pins	4	3	2	2	3/4	2	3	3	3
	Interface	V	V	C	C	V	C	V	V	V
	Protocol	S	S/P	P	P	P	P	S	S	S
Electrostatic Discharge (ESD)	Human Body Model (HBM)	3 kV	6 kV	12 kV	12 kV	6 kV	12 kV	4 kV	6 kV	6 kV
Package without external capacitor on leads		●	-	-	-	-	●	-	-	-
Package with capacitor on leads		-	●	●	●	●	-	●	●	●

1) H = Hidden; V = Visible; F = Fixed; A = Adaptive; P = Programmable

2) C = Current; V = Voltage interface; S = Single pulse; P = PWM protocol

3) Depending on derivative

Pressure sensors

KP46x digital barometric air pressure family in new DFN-8 package

Product	Operating pressure range [kPa]	P-accuracy -40°C [kPa]	P-accuracy 0...+85°C [kPa]	P-accuracy +125°C [kPa]	T-accuracy +25...+85 [°C]	Supply current I _{VDD} [mA]	Supply current power down I _{VDD_PD} [µA]
KP464 ¹⁾	40... 115	±1.5	±1.0	±1.5	±3	3.5 (without SPI comm.)	10
KP464E ¹⁾	40... 115	±1.5	±1.0	±1.5	±3	3.5 (without SPI comm.)	10
KP466 ¹⁾	60... 165	±4	±1.0	±2.0	±3	5.0 (without SPI comm.)	10

1) Coming Q2 2023

Integrated pressure sensor ICs for manifold and barometric air pressure

Product	Max. accuracy [kPa]	Max. operating temperature [°C]	Automotive	Industrial	ISO 26262	Pressure range [kPa]
KP21x	1.0	140	●	●	–	10 ... 150
KP22x	2.5	140	●	●	–	10 ... 400
KP23x	1.0	125	●	●	–	15 ... 115
KP236N6165	1.0	125	●	●	–	60 ... 165
KP253	1.0	125	●	●	Ready	60 ... 165
KP254	1.5	125	●	●	Ready	40 ... 115
KP255	1.4	140	●	●	Ready	10 ... 125
KP256	1.0	125	●	●	Ready	60 ... 165
KP264 ¹⁾	1.5	125	●	●	Ready	40 ... 115
KP276x	3.0	150 (170 time limited)	●	●	–	10 ... 400

1) Package with small 4-hole lid

PSI5 PRO-SIL™ ready pressure sensor ICs for side crash detection and pedestrian protection

Product family KP20	Key features of KP201 and KP204	ISO 26262
KP200/KP201/KP204	<ul style="list-style-type: none"> › KP201 qualified for higher operating temperatures up to 125°C › KP204 with 4-hole lid supporting protection against insect intrusion 	Ready

More information on PRO-SIL™ can be found at www.infineon.com/dependable-electronics

Pressure sensors

Tire pressure sensor for Tire Pressure Monitoring Systems (TPMS)

Product	Pressure range [kPa]	On-chip flash memory [kB]	Key features
SP400-11-01	100–900	12	> Highest integration
SP400-11-11	100–900	12 + 2	> Very low energy consumption
SP400-15-11	100–1400	12 + 2	> Robust g- and p- sensor
SP490-01-11 ¹⁾	100–920	19	> High LF sensitivity > Arm® Cortex™-M0+ microcontroller

1) Coming Q2 2023

www.infineon.com/tpms-sensors

Digital barometric pressure sensors for mobile and wearable devices

Key product features	DPS310	DPS368
Package size	2.0 x 2.5 x 1.0 mm	2.0 x 2.5 x 1.1 mm
Operating pressure range	300 ... 1200 hPa	
Operating temperature range	-40 ... 85°C	
Pressure level precision	± 0.002 hPa (or ±0.02 m)	
Relative accuracy	± 0.06 hPa (or ±0.5 m)	
Absolute accuracy	± 1 hPa (or ±8 m)	
Temperature accuracy	0.5°C	
Pressure temperature sensitivity	0.5 Pa/K	
Measurement time	3.6 ms (low precision); 27.6 ms (standard mode)	
Average current consumption @ 1 Hz sampling rate	1.7 µA pressure measurement, 1.5 µA temp. measurement, standby 0.5 µA	
Supply voltage	V _{DDIO} : 1.2 – 3.6 V; V _{DD} : 1.7 – 3.6 V	
Operating modes	Command (manual), background (automatic), standby	
Interface	I ² C and SPI, both with optional interrupt	

www.infineon.com/pressure-sensors-iot



MEMS microphones

for automotive applications

Qualified according to automotive standard, AEC-Q103-003

Parametrics	IM66D130A	IM67D120A	IM67D130A	IM68A130A
Acoustic overload point	130 dB SPL	120 dB SPL	130 dB SPL	130 dB SPL
Current consumption	1.300 μ A	980 μ A	980 μ A	105 μ A
Interfaces	PDM	PDM	PDM	Analog single-ended output
Sensitivity	-36 dBFS	-26 dBFS	-36 dBFS	-38 dBFS
Signal to noise	66 dB(A)	> 67 dB(A)	> 67 dB(A)	68 dB(A)
Supply voltage	-	1.62 – 3.6 V	1.62 – 3.6 V	-
LFRO	< 10 Hz	28 Hz	28 Hz	< 10 Hz
Ordering code	Coming soon	SP005550431	SP005582032	SP005738297



MEMS microphones for consumer applications – product portfolio

	IM69D130	IM69D120	IM69D127 NEW	IM73A135 NEW	IM72D128 NEW	IM70A135 NEW
Environmental robustness			IP57	IP57	IP57	IP57
Sensitivity @ 1 kHz, 94 dB SPL(dBFS)	-36 ±1 dBFS	-26 ±1 dBFS	-34 ±1 dBFS	-38 ±1 dBV	-36 ±1 dBFS	-38 ±1 dBV
Signal-to-noise Ratio (SNR)	69 dB(A) @ 3.072 MHz 64 dB(A) @ 768 kHz	69 dB(A) @ 3.072 MHz 64 dB(A) @ 768 kHz	69 dB(A) @ 3.072 MHz 65 dB(A) @ 768 kHz	73 dB(A) @ 2.75 V 71 dB(A) @ 1.60 V	72 dB(A) @ 3.072 MHz 67 dB(A) @ 768 kHz	70 dB(A) @ 2.75 V 69 dB(A) @ 1.60 V
Acoustic overload point (1/10% THD)	128/130 dB SPL	118/120 dB SPL	123/127 dB SPL	132/135 dB SPL	126/128 dB SPL	130/135 dB SPL
Current consumption	980 µA @ 3.072 MHz 300 µA @ 768 kHz	980 µA @ 3.072 MHz 300 µA @ 768 kHz	980 µA @ 3.072 MHz 300 µA @ 768 kHz	170 µA @ 2.75 V 70 µA @ 1.60 V	980 µA @ 3.072 MHz 280 µA @ 768 kHz	170 µA @ 2.75 V 70 µA @ 1.60 V
Low frequency roll off (LFRO)	28 Hz	28 Hz	40 Hz	20 Hz	20 Hz	37 Hz
Group delay @ 1 kHz	6 µs	6 µs	9 µs	2 µs	7 µs	2 µs
Supply voltage	1.62 to 3.60 V	1.62 to 3.60 V	1.62 to 3.60 V	1.52 to 3.00 V	1.62 to 3.60 V	1.52 to 3.00 V
Interface	Digital PDM	Digital PDM	Digital PDM	Analog differential	Digital PDM	Analog differential
Port location	Bottom port	Bottom port	Bottom port	Bottom port	Bottom port	Bottom port
Package dimensions	4.00 x 3.00 x 1.20 mm ³	4.00 x 3.00 x 1.20 mm ³	3.60 x 2.50 x 1.00 mm ³	4.00 x 3.00 x 1.20 mm ³	4.00 x 3.00 x 1.20 mm ³	3.50 x 2.65 x 1.00 mm ³
Typical applications	TWS earbuds		✓			✓
	ANC headphones	✓		✓	✓	✓
	Smart speakers	✓	✓		✓	
	Conference systems	✓			✓	
	Laptops / tablets		✓	✓		✓
	Wearables			✓		

Evaluation boards

Product	SP No.	OPN No.
EVAL AHNB IM69D130V01	SP005285852	EVALAHNBIM69D130V01TOBO1
EVAL AHNB ANALOGV01	SP005568087	EVALAHNBANALOGV01TOBO1

Radar sensors

RASIC™ automotive radar 77/79 GHz

Product overview

Product	Config.	Key benefits	Features
RXS816xPL	3Tx4Rx	RXS8161PLx: Standalone transceiver MMIC RXS8162PLD: Transceiver MMIC for cascaded setup	<ul style="list-style-type: none">› Transmit channels (2Tx or 3Tx, up to 1 GHz BW within 76–77 GHz)› Receive channels: 4Rx› Integrated PLL (Phase Locked Loop)
RXS8156PLA	2Tx4Rx	RXS8156PLA: Cost-optimized transceiver MMIC	<ul style="list-style-type: none">› Sequencer enabling the execution of a user-defined ramp configuration› Integrated Analog-to-Digital Converter (ADC)› Integrated calibration functionality› Build-in monitoring functionality› Compliant to ISO 26262; capable for up to ASIL C

Please be aware that 77/79 GHz Radar products are not available via Infineon's distribution partners.

www.infineon.com/rasic

Automotive radar 60 GHz

Product overview

Product	Frequency [GHz]	SP number	Packages
BGT60ATR24C	58 – 62	SP005350514	VFWLB-76-1
SHIELD_60ATR24ES_01	58 – 62	SP005448216	VFWLB-76-1

Radar sensors

60 GHz radar sensors for industrial and consumer applications

Product overview

Product	SP	OPN	Description	Package
BGT60LTR11AIP	SP005537624	BGT60LTR11AIP6327XUMA2	XENSIV™ 60GHz first completely autonomous radar sensor for motion sensing	UF2BGA-42
BGT60LTR11SAIP	SP005832449	BGT60LTR11SAIPXUMA1	XENSIV™ 60 GHz first completely autonomous radar sensor for motion sensing	
DEMO BGT60LTR11AIP	SP005422969	DEMOBGT60LTR11AIPTOBO1	Demonstration kit (Shield + 60 GHz baseboard)	
SHIELD_BGT60LTR11AIP	SP005422968	SHIELDBGT60LTR11AIPTOBO1	Shield fitting on 60 GHz baseboard	
SHIELD_AUTONOM_BGT60	SP005630363	SHIELDAUTONOMBGT60TOBO1	Shield for autonomous operation of BGT60LTR11AIP; directly fits on Arduino MKR board	
REF BGT60LTR11AIP	SP005636053	REFBGT60LTR11AIPTOBO1	Reference design	
S2GO RADAR BGT60LTR11	SP005594890	S2GORADARBGT60LTR11TOBO1	Shield2Go version	VF2BGA-40
BGT60TR13C	SP002262606	BGT60TR13CE6327XUMA1	XENSIV™ 60GHz radar sensor for advanced sensing	
DEMO BGT60TR13C	SP005728718	DEMOBGT60TR13CTOBO1	XENSIV™ 60GHz radar sensor demo board for advanced sensing	

www.infineon.com/60GHz-radar

24 GHz radar sensor ICs for industrial and consumer applications

Product overview

Product	Configuration	Features
BGT24MTR11	1Tx + 1Rx	<ul style="list-style-type: none"> › Measures, not just motion, but also speed, direction, and distance › Small form factor › Resistance to moisture, dirt, and temperature › Increased area coverage › Discrete design › Low power MMICs for energy saving › Privacy protection › Adaptable to different application requirements › Highly integrated chips eliminating costly external components
BGT24MR2	2Rx	
BGT24MTR12	1Tx + 2Rx	
BGT24LTR11	1Tx + 1Rx	
BGT24LTR22	2Tx + 2Rx	

www.infineon.com/24GHz

Environmental sensor

PAS CO₂ – a disruptive CO₂ sensor based on photoacoustic spectroscopy (PAS)

Features and benefits

Features
› Exceptionally small form factor (14 x 13.8 x 7.5 mm ³)
› High accuracy (± 30 ppm $\pm 3\%$ of reading)
› SMD package delivered in tape and reel
› Advanced compensation and self-calibration algorithms
› Various configuration options (e.g. sampling rate, baseline calibration) and interfaces (UART, I ² C, PWM)

Benefits
› Space savings in customers' end products
› High-quality data and compliance with smart building standards
› Cost-effective high-volume assembly and easy system integration
› Plug & play for fast design-to-market
› Customer flexibility thanks to configuration options

Product overview

Product	OPN	Package	Accuracy	Interfaces	Supply Voltage min [V]	Supply Voltage max [V]	Operating range [ppm]
PASCO2V01	PASCO2V01BUMA1	LG-MLGA-14	$\pm (30 \text{ ppm} + 3\%)$ of reading between 400 and 5000 ppm	I ² C, UART and PWM	3.3	12	0 – 32000

Evaluation boards

Product	SP No.	Description
EVAL_PASCO2_SENSOR2GO	EVALPASCO2SENSOR2GOTOB01	The XENSIV™ PAS CO ₂ Sensor2Go Evaluation Kit has been developed to enable the fast & easy evaluation of Infineon's revolutionary Photo Acoustic Spectroscopy (PAS) CO ₂ sensor.
EVAL_PASCO2_MINIBOARD	EVALPASCO2MINIBOARDB01	The XENSIV™ PAS CO ₂ Mini Evaluation Board enables the fast prototyping & design of a CO ₂ sensing application using Infineon's revolutionary Photo Acoustic Spectroscopy (PAS) CO ₂ sensor.
SHIELD_PASCO2_SENSOR	SHIELDPASCO2SENSORTOB01	Shield2Go equipped with XENSIV™ PAS CO ₂ sensor enables the fastest evaluation and gateways to external hardware solutions like Arduino and Raspberry PI.

Connected sensor kit

XENSIV™ connected sensor kit

Rapid IoT prototyping experience enabled by XENSIV™ sensors

Features and benefits

Key features
› Small form-factor (22.5×63×30 mm) adafruit feather compatible design
› AC and DC sensing
› Wi-Fi and Bluetooth 5.0-compliant combo radio module
› Power optimized design, deployable with battery
› Interchangeable sensor wings – 60 GHz Radar, PAS CO2
› Seamless integration into ModusToolbox™
› FCC and CE certified

Key benefits
› Ideal for prototyping battery-powered IoT devices due to optimized power consumption. Suited for customer field trials.
› Rapid development and deployment via code examples in ModusToolbox™ for presence detection, entrance counter, air quality measurements. Enabler for Multi-sensor data fusion.
› Secure cloud device onboarding and management with OPTIGA™ Trust M. Secure kit provisioning (unique user ID).

Product	Description	OPN No.
XENSIV™ KIT CSK PASCO2	Rapid prototyping platform for use cases based on Infineon's XENSIV™ PAS CO2 sensor	KITCSKPASCO2TOBO1
XENSIV™ KIT CSK BGT60TR13C	Rapid prototyping platform for use cases based on Infineon's XENSIV™ 60GHz radar sensor	KITCSKBGT60TR13CTOBO1

Smallest, fully featured, budget-priced evaluation boards

Shield2Go

Security

Product name: OPTIGA™ Trust E Security Shield2Go
Sales name: S2GO_Security_OPTIGA_E
Ordering code: SP001820138

Product information



Product name: OPTIGA™ Trust X Security Shield2Go
Sales name: S2GO SECURITY OPTIGA X
Ordering code: SP002349576

Product information



Sensors

Product name: IM69D130 Microphone Shield2Go
Sales name: S2GO MEMSMIC IM69D
Ordering code: SP002851544

Product information



Product name: PASCO2V01 Shield2Go
Sales name: SHIELD PASCO2 SENSOR
Ordering code: SP002851544

Product information



Product name: S2GO Pressure Sensor DPS310
Sales name: S2GO_PRESSURE_DPS310
Ordering code: SP001777630

Product information



Product name: S2GO Pressure Sensor DPS368
Sales name: S2GO PRESSURE DPS368
Ordering code: SP005338022

Product information



Product name: TLE493DW2B6 3DSense Shield2Go
Sales name: S2GO_3D_TLE493DW2B6-A0
Ordering code: SP004308594

Product information



Product name: TLE4964-3M Hall Sense Shield2Go
Sales name: S2GO_HALL_TLE4964-3M
Ordering code: SP004308590

Product information



Shield2Go

Sensors

Product name: TLE4966K Double Hall Shield2Go
Sales name: S2GO_2_HALL_TLE4966K
Ordering code: SP004308598

Product information



Product name: TLI493D-W2BW 3D Sense Shield2Go in small WLB-5 package (1.13 mm x 0.93 mm x 0.59 mm)
Sales name: S2GO_3D_TLI493DW2BW-A0
Ordering code: SP005410385

Product information



Product name: TLI4971 Current Sense Shield2Go
Sales name: S2GO_CUR-SENSE_TLI4971
Ordering code: SP005345472

Product information



Product name: TLV493D 3D Sense Shield2Go
Sales name: S2GO_3D-SENSE_TLV493D
Ordering code: SP001823678

Product information



Microcontroller

Product name: XMC 2Go Kit
Sales name: KIT_XMC_2GO_XMC1100_V1
Ordering code: SP001199544

Product information



MyIoT – Adapter

Product name: MyIoT Adapter
Sales name: MYIOTADAPTERTOBO1
Ordering code: SP002434972

Product information



Sensor 2GO kits

Automotive pressure sensor 2GO kit

Product name: KP215F1701-PS2GO-KIT/
KP229E3518-PS2GO-KIT/
KP236-PS2GO-KIT/KP254-PS2GO-KIT/
KP275-PS2GO-KIT
Ordering code: SP002676652/SP002676656/
SP002676664/SP002676664/
SP002676648

Product information



3D magnetic sensor 2GO kit

Product name: TLE493D-A2B6 MS2GO/
TLE493D-W2B6 MS2GO/
TLV493D-A1B6 MS2GO
Ordering code: SP001707582/SP001707578/
SP001707574

Product information



TLI4971 current sensor 2GO kit

Product name: TLI4971_MS2GO
Ordering code: SP005345474

Product information



Speed sensor 2GO kit

Product name: TLE4922 MS2GO
Ordering code: SP003029974

Product information



Angle sensor 2GO kit

Product name: TLE5012B_E1000_MS2GO/
TLI5012B_E1000_MS2GO/
TLE5012B_E5000_MS2GO/
TLE5012B_E9000_MS2GO
Ordering code: SP002133956/
SP002133960/
SP002133964/
SP002133968

Product information



Microphone flex evaluation kits

Product name: EVAL_IM69D130_FLEKKIT/
EVAL_IM69D120_FLEKKIT/
EVAL_IM69D127_FLEKKIT/
EVAL_IM73D135_FLEKKIT/
EVAL_IM72D128_FLEKKIT/
EVAL_IM70A135_FLEKKIT/
EVAL_IM67D120_FLEKKIT/
EVAL_IM67D130_FLEKKIT
Ordering code: SP002153022/SP002153026/SP005403891/
SP005415695/SP005429924/SP005728204/
SP005560671/SP005537489

Product information



XENSIV™ – TLE4966 Hall switches 2GO kit

Product name: TLE4966 MS2GO
Ordering code: SP005406992

Product information



Add ons for Sensor 2GO kits and Shield2Go

Joystick for all 3D Magnetic Sensor 2GO kits and Shield2Go

Product name: JOYSTICK FOR 3D 2 GO KIT

Ordering code: SP001491834

Product information



Rotate knob for all 3D Magnetic Sensor 2GO kits,

Angle Sensor 2GO kits and 3D Magnetic Sensor Shield2Go

Product name: ROTATE KNOB 3D 2 GO KIT

Ordering code: SP001504602

Product information



Linear slider for all 3D Magnetic Sensor 2GO kits and Shield2Go

Product name: LINEAR-SLIDER 2GO

Ordering code: SP002043034

Product information



Out of shaft adapter for all 3D magnetic sensor 2GO kits and Shield2Go

Product name: OUT OF SHAFT FOR 3D 2 GO

Ordering code: SP003475178

Product information



Linear control trigger for all 3D magnetic Sensor 2GO Kits and Shield2Go

Product name: POWER_DRILL2GO

Ordering code: SP005350194

Product information



Human Machine Interface (HMI) direction indicator for all 3D magnetic sensor 2GO Kits and Shield2Go

Product name: DIR_INDICATOR2GO

Ordering code: SP005350196

Product information



HMI mini control with 4 directions and 360° rotation for all 3D magnetic sensor 2GO Kits and Shield2Go

Product name: MINI_CONTROL2GO

Ordering code: SP005350192

Product information



OpenClose Adapter for Hall switch Shield2Go

Product name: OPENCLOSE2GOHSTOBO1

Product information



Play2Go for 3D magnetic sensor

Product name: PLAY2GO

Ordering code: SP005731811

Product information



Contactless switch array for all 3D magnetic sensor 2GO kits and Shield2Go

Product information



ISO 26262 – Functional Safety (FuSa)

Dependable electronics based on Functional Safety

The transformation in the automotive industry is being driven by megatrends such as automated driving and connectivity, all of which increases the need for safe electronic systems. These systems require highly integrated and safe electronic semiconductors. Today's standard for safe automated and safe autonomous systems is the ISO 26262 that is already implemented in the Infineon automotive products and well-established in the company's development processes and all product support activities.

Infineon is actively monitoring the trends in the automotive industry. We provide components and chipsets as well as system knowledge to support all safety-relevant automotive systems. Our broad product portfolio addresses a wide range of functionalities with sensors, computing and actuating chips complemented by power supply chips and communication ICs. For easy integration and minimum effort at the system integrator level, Infineon provides all of the necessary supporting information and documentation, as well as support from our team of experts. The required conformity evidence to ISO 26262 series of standards is available for all Infineon automotive safety products.

Functional safety is an inherent part of the proprietary development processes in Infineon. All products with assigned ASIL-classified safety requirements are subject to appropriate internal audits, assessments, and confirmations. With that, we ensure that these components fulfill the requirements for ISO 26262-compliant and ISO 26262-ready classifications – both are recognizable by our PRO-SIL™ trademark. With regard to ISO 26262-compliance, PRO-SIL™ indicates that assigned product safety requirements are fulfilled and conform to the ISO 26262 series of standards. With regard to ISO 26262-readiness, PRO-SIL™ indicates that the integrator gets the necessary information to integrate a non-ISO 26262 developed part into his safe system according to ISO 26262 clause 8-13.

All ISO 26262-compliant and ISO 26262-ready parts are produced according to Infineon's comprehensive automotive quality processes, resulting in the highest-possible product reliability. With our passion for quality and by taking a holistic functional safety approach, Infineon provides dependable electronics to support today's safety-relevant systems and future fail-operational systems essential for highly automated and autonomous driving.












ISO 26262
compliant



ISO 26262
ready



ProSIL™ products support a safety use case

Customer use case	System integration		Safety feature description	Infineon label
	Efforts	Documentation		
Design with safety product to develop its own safety system	 Use case specific	 Use case specific	Product with diagnostic or safety features	
Hardware integration using products developed with Infineon automotive processes	 Medium	 Safety app. note	Safety analyses and customer documentation supporting ISO 26262 system integrations	 ISO 26262 ready
System designed around Infineon components developed specifically for safety relevant applications	 Low	 Safety manual	Product developed according to ISO 26262 process with required documentation	 ISO 26262 compliant

Where to buy

Infiniteon distribution partners and sales offices:

www.infineon.com/WhereToBuy

Service hotline

Infiniteon offers its toll-free 0800/4001 service hotline as one central number, available 24/7 in English, Mandarin and German.

- > Germany 0800 951 951 951 (German/English)
- > China, mainland 4001 200 951 (Mandarin/English)
- > India 000 800 4402 951 (English)
- > USA 1-866 951 9519 (English/German)
- > Other countries 00* 800 951 951 951 (English/German)
- > Direct access +49 89 234-0 (interconnection fee, German/English)

* Please note: Some countries may require you to dial a code other than "00" to access this international number.
Please visit www.infineon.com/service for your country!



www.infineon.com

Published by
Infineon Technologies AG
Am Campeon 1-15, 85579 Neubiberg, Germany

© 2023 Infineon Technologies AG. All rights reserved.

Date: 04/2023

Please note!

This Document is for information purposes only and any information given herein shall in no event be regarded as a warranty, guarantee or description of any functionality, conditions and/or quality of our products or any suitability for a particular purpose. With regard to the technical specifications of our products, we kindly ask you to refer to the relevant product data sheets provided by us. Our customers and their technical departments are required to evaluate the suitability of our products for the intended application.

We reserve the right to change this document and/or the information given herein at any time.

Additional information

For further information on technologies, our products, the application of our products, delivery terms and conditions and/or prices, please contact your nearest Infineon Technologies office (www.infineon.com).

Warnings

Due to technical requirements, our products may contain dangerous substances. For information on the types in question, please contact your nearest Infineon Technologies office.

Except as otherwise explicitly approved by us in a written document signed by authorized representatives of Infineon Technologies, our products may not be used in any life-endangering applications, including but not limited to medical, nuclear, military, life-critical or any other applications where a failure of the product or any consequences of the use thereof can result in personal injury.